

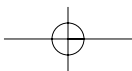
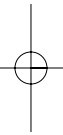
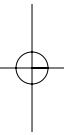
2010 Edition

**United Cities and Local Governments**

# **Local Governments** in the World

**Basic Facts on 96 selected Countries**





## PREFACE

Since its creation in 2004, United Cities and Local Government, built on the base of a century old worldwide municipal movement, has worked towards becoming the main source of global information and knowledge on local government.

It is in this context that the UCLG publication entitled *Local Governments in the World - Basic Facts on 82 selected Countries* was produced.

In view of the positive reactions received and the great interest raised by this publication among our members and partners, we have undertaken the initiative to produce a new edition enlarging and improving its content.

The 2010 edition includes more countries, 95 in total, and additional fields of information have been added to the country-files. These improvements reflect an ever growing international network of local authorities and portray a dynamic world in which information is increasingly changing.

UCLG is therefore happy to offer you this new edition which cannot possibly be exhaustive on the reality of local government worldwide, but provides a good picture of the different realities around the planet.

It is our hope that with the periodic publication of such a series we can contribute to research analyzing and comparing the evolving role of local governments. A role which has a direct impact on the quality of life and living conditions of the world population, and which is particularly important for the achievement of the United Nations Millennium Development Goals.

We hope you will find this work both useful and enjoyable.

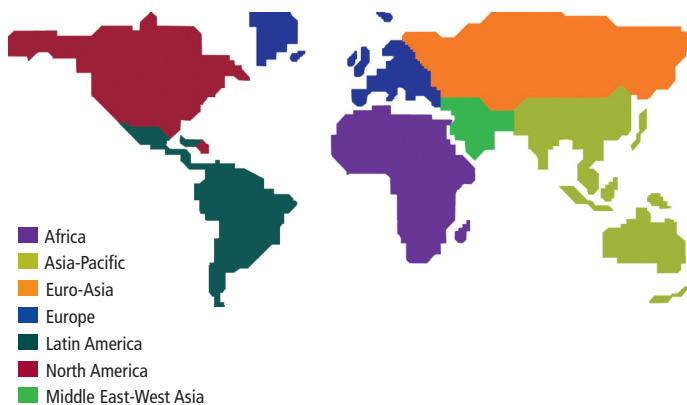
**Elisabeth Gateau**  
Secretary General  
United Cities and Local Governments



## United Cities and Local Governments, a World Organization

Through the activities of its members, United Cities and Local Governments is committed to promoting a fair, sustainable and united society, based on local democracy, autonomy and decentralisation, and focused on the general interest and that of citizens.

United Cities and Local Governments has a democratic and decentralized structure with seven Regional Sections in Africa, Asia-Pacific, Euro-Asia, Europe, Latin America, North America, Middle East-West Asia and a Metropolitan section. These Regional and Metropolitan Sections are independent legal entities, which conduct their own regional activities.



Committees and Working Groups regularly bring together elected representatives and experts from across the world to share best practices, debate and innovate on a great variety of themes. UCLG also mobilizes an international network of experts to produce the GOLD Report, global report on local democracy and decentralisation, and the first of its kind to analyse progress and trends relating to local autonomy.

# europe

## ALBANIA

YEAR 2007

### People and Land

Population: **3.1 Million**  
 Urban Population: **46%**  
 Capital City: **TIRANA**  
**0.40 Million (13% of pop.)**  
 Metropolitan Area: **NA**  
 Total Area: **28,750 km<sup>2</sup>**  
 Density: **109 inh. km<sup>2</sup>**

### Macroeconomic Data

GDP  
 current price: **10,834 Million USD**  
 per capita: **3,495 USD**  
 per capita, PPP: **6,645 Int. USD**  
 Local Currency: **Albanian Lek / ALL**

### Governance

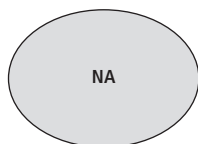
Local Self-Governments			
Unitary	1 <sup>st</sup> Level	2 <sup>nd</sup> Level	3 <sup>rd</sup> Level
	309 <i>Komuna</i> 65 <i>Baskhi</i>	<i>Qark</i>	
	309 Communes + 65 Municipalities	Regions	
	374	13	

### Public Finance

General Government	Million USD	% of GDP
Expenditure	2,456	22.7
Capital Expenditure	NA	NA
Revenue	2,779	25.7
Gross Outstanding Debt	NA	NA

Local Government	Million USD	% of GDP	% of General
Expenditure	407	3.8	16.6
Capital Expenditure	154	1.4	NA
Revenue	291	2.7	10.5
Gross Outstanding Debt	NA	NA	NA

Local Government Expenditure by function %



- General public services
- Public order and safety
- Economic affairs
- Environment protection
- Housing and community amenities
- Health
- Recreation, culture and religion
- Education
- Social protection

# latin america

## ARGENTINA

YEAR 2006

### People and Land

Population: **39.1 Million**  
 Urban Population: **91%**  
 Capital City: **BUENOS AIRES**  
**12.79 Million (33% of pop.)**  
 Metropolitan Area: **13.30 Million (34% of pop.)**  
 Total Area: **2.780.400 km<sup>2</sup>**  
 Density: **14 inh. km<sup>2</sup>**

### Macroeconomic Data

GDP  
 current price: **214,289 Million USD**  
 per capita: **5,481 USD**  
 per capita, PPP: **11,997 Int.USD**  
 Local Currency: **Argentine Peso / ARS**

### Governance

Federal	Local Self-Governments			Federated States	
	1 <sup>st</sup> Level	2 <sup>nd</sup> Level	3 <sup>rd</sup> Level		
	<i>Municipios</i>				<i>Provincias</i>
	Municipalities				23 States + 1 Autonomous City
	2,218			24	

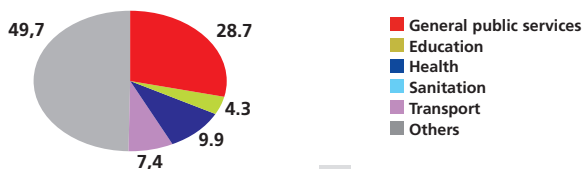
### Public Finance

General Government	Million USD	% of GDP
Expenditure	70,468	32.9
Capital Expenditure	11,814	5.5
Revenue	71,958	33.6
Gross Outstanding Debt	4,786	2.2

Local Government	Million USD	% of GDP	% of General
Expenditure	6,204	2.9	8.8
Capital Expenditure	1,448	0.7	12.3
Revenue	5,277	2.5	7.3
Gross Outstanding Debt	29	NS*	0.6

\* Non significant

### Local Government Expenditure by function %



# euro-asia

YEAR 2007

## ARMENIA

### People and Land

Population: **3.1 Million**  
 Urban Population: **62%**  
 Capital City: **YEREVAN**  
**1.10 Million (35% of pop.)**  
 Metropolitan Area: **NA**  
 Total Area: **29,753 km<sup>2</sup>**  
 Density: **103 inh. km<sup>2</sup>**

### Macroeconomic Data

GDP  
 current price: **9,206 Million USD**  
 per capita: **2,993 USD**  
 per capita, PPP: **5,577 Int. USD**  
 Local Currency: **Dram / ARM**

### Governance

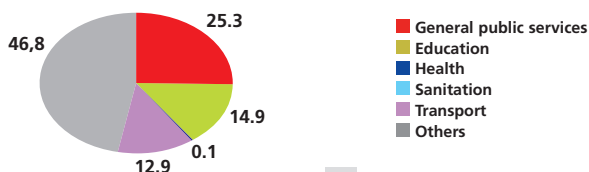
Local Self-Governments			
Unitary	1 <sup>st</sup> Level	2 <sup>nd</sup> Level	3 <sup>rd</sup> Level
	Municipalities	Marzes Provinces (10 + City of Yerevan)	
	926	11	

### Public Finance

General Government	Million USD	% of GDP
Expenditure	1,570	17.1
Capital Expenditure	NA	NA
Revenue	2,058	22.4
Gross Outstanding Debt	NA	NA

Local Government	Million USD	% of GDP	% of General
Expenditure	104	1.1	6.6
Capital Expenditure	NA	NA	NA
Revenue	119	1.3	5.8
Gross Outstanding Debt	NA	NA	NA

Local Government Expenditure by function %





# asia-pacific

## AUSTRALIA

YEAR 2008

### People and Land

Population: **21.4 Million**  
 Urban Population: **89%**  
 Capital City: **CANBERRA**  
                   **0.34 Million (2% of pop.)**  
 Metropolitan Area: **0.34 Million (2% of pop.)**  
 Total Area: **7,741,220 km<sup>2</sup>**  
 Density: **3 inh. km<sup>2</sup>**

### Macroeconomic Data

GDP  
 current price: **993,569 Million USD**  
 per capita: **46,360 USD**  
 per capita, PPP: **38,784 USD**  
 Local Currency: **Australian Dollar / AUD**

### Governance

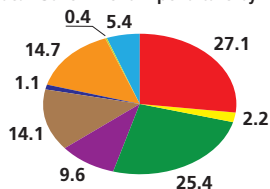
Federal	Local Self-Governments			Federated States
	1 <sup>st</sup> Level	2 <sup>nd</sup> Level	3 <sup>rd</sup> Level	
	Local Governments Areas			
	703			8

### Public Finance

General Government	Million USD	% of GDP
Expenditure	337,677	34.0
Capital Expenditure	26,936	2.7
Revenue	351,526	35.4
Gross Outstanding Debt	88,762	8.9

Local Government	Million USD	% of GDP	% of General
Expenditure	23,113	2.3	6.8
Capital Expenditure	6,918	0.7	25.7
Revenue	23,324	2.3	6.6
Gross Outstanding Debt	5,497	0.6	6.2

Local Government Expenditure by function %



- General public services
- Public order and safety
- Economic affairs
- Environment protection
- Housing and community amenities
- Health
- Recreation, culture and religion
- Education
- Social protection

# europe

## AUSTRIA

**YEAR 2008**

### People and Land

Population:	<b>8.3 Million</b>
Urban Population:	<b>67%</b>
Capital City:	<b>VIENNA</b>
	<b>1.69 Million (20% of pop.)</b>
Metropolitan Area:	<b>2.00 Million (24% of pop.)</b>
Total Area:	<b>83,871 km<sup>2</sup></b>
Density:	<b>99 inh. km<sup>2</sup></b>

### Macroeconomic Data

GDP	
current price:	<b>412,690 Million USD</b>
per capita:	<b>49,504 USD</b>
per capita, PPP:	<b>39,887 Int. USD</b>
Local Currency:	<b>Euro / EUR</b>

### Governance

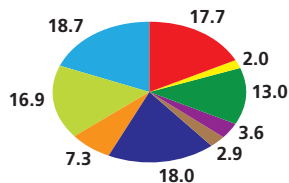
Federal	Local Self-Governments			Federated States	
	1 <sup>st</sup> Level	2 <sup>nd</sup> Level	3 <sup>rd</sup> Level		
	<i>Gemeinden</i> (including <i>Statutarstädte</i> , <i>Stadtgemeinden</i> , <i>Marktgemeinden</i> and <i>Dörfer</i> )				<i>Bundesländer</i>
	Municipalities (including Statutory Cities, Towns, Markets and Villages)				Provinces
	2,357			9	

### Public Finance

General Government	Million USD	% of GDP
Expenditure	202,035	49.0
Capital Expenditure	4,376	1.1
Revenue	199,934	48.4
Gross Outstanding Debt	245,541	62.6

Local Government	Million USD	% of GDP	% of General
Expenditure	31,518	7.6	15.6
Capital Expenditure	2,078	0.5	47.5
Revenue	31,788	7.7	15.9
Gross Outstanding Debt	7,050	1.8	2.9

Local Government Expenditure by function %



- General public services
- Public order and safety
- Economic affairs
- Environment protection
- Housing and community amenities
- Health
- Recreation, culture and religion
- Education
- Social protection

## euro-asia

YEAR 2008

## AZERBAIJAN

## People and Land

Population:	<b>8.7 Million</b>
Urban Population:	<b>55%</b>
Capital City:	<b>BAKU</b>
	<b>1.89 Million (22% of pop.)</b>
Metropolitan Area:	<b>2.40 Million (27% of pop.)</b>
Total Area:	<b>86,600 km<sup>2</sup></b>
Density:	<b>100 inh. km<sup>2</sup></b>

## Macroeconomic Data

GDP	
current price:	<b>46,134 Million USD</b>
per capita:	<b>5,302 USD</b>
per capita, PPP:	<b>8,771 Int. USD</b>
Local Currency:	<b>Azerbaijan Manat / AZM</b>

## Governance

Local Self-Governments			
Unitary	1 <sup>st</sup> Level	2 <sup>nd</sup> Level	3 <sup>rd</sup> Level
	Municipalities	11 Districts Cities + 59 Districts ( <i>Rayonlar</i> )	<i>Muxtar Respublika</i>  Autonomous Republic of Nakhitchevan
	2,757	70	1

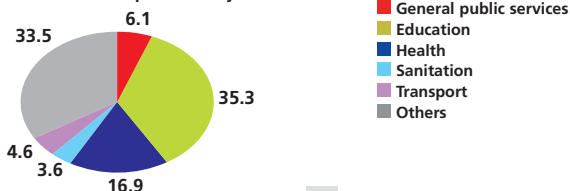
## Public Finance

General Government	Million USD	% of GDP
Expenditure	15,443	33.5
Capital Expenditure	10,460	22.7
Revenue	NA	NA
Gross Outstanding Debt	NA	NA

Local Government	Million USD	% of GDP	% of General
Expenditure	57	0.1	0.4
Capital Expenditure	24	NS*	0.2
Revenue	30	0.1	NA
Gross Outstanding Debt	NA	NA	NA

\* Non significant

## Local Government Expenditure by function %



# asia-pacific

## BANGLADESH

YEAR 2007

### People and Land

Population: **142.6 Million**  
 Urban Population: **25%**  
 Capital City: **DHAKA**  
**6.73 Million (5% of pop.)**  
 Metropolitan Area: **13.48 Million (9% of pop.)**  
 Total Area: **147,570 km<sup>2</sup>**  
 Density: **966 inh. km<sup>2</sup>**

### Macroeconomic Data

GDP  
 current price: **68,599 Million USD**  
 per capita: **481 USD**  
 per capita, PPP: **1,248 Int. USD**  
 Local Currency: **Bangladesh Taka / BDT**

### Governance

Local Self-Governments *			
Unitary	1 <sup>st</sup> Level	2 <sup>nd</sup> Level	3 <sup>rd</sup> Level
	<i>Union Parishad</i>	480 <i>Upazila Parishad</i> + 64 <i>Zila</i>	<i>Bibhag</i>
	Villages	480 Departments + 64 Districts	City Corporations
	4,498	544	6

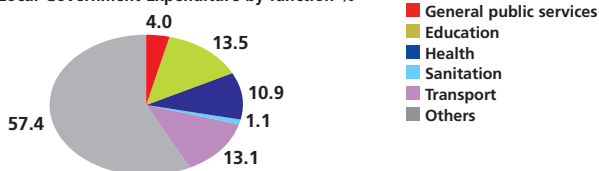
\* Local Governments are essentially deconcentrated units of Central Government

### Public Finance

General Government	Million USD	% of GDP
Expenditure	13,546	19.7
Capital Expenditure	8,328	12.1
Revenue	NA	NA
Gross Outstanding Debt	NA	NA

Local Government	Million USD	% of GDP	% of General
Expenditure	1,001	1.5	7.4
Capital Expenditure	752	1.1	9.0
Revenue	1,133	1.7	NA
Gross Outstanding Debt	NA	NA	NA

Local Government Expenditure by function %



# euro-asia

YEAR 2007

## BELARUS

### People and Land

Population: **9.7 Million**  
 Urban Population: **71%**  
 Capital City: **MINSK**  
                   **1.83 Million (19 % of pop.)**  
 Metropolitan Area: **2.60 Million (27% of pop.)**  
 Total Area: **207,600 km<sup>2</sup>**  
 Density: **47 inh. km<sup>2</sup>**

### Macroeconomic Data

GDP  
 current price: **45,276 Million USD**  
 per capita: **4,668 USD**  
 per capita, PPP: **10,901 Int.USD**  
 Local Currency: **Byelorussian Ruble / BLR**

### Governance

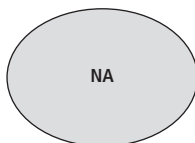
Local Self-Governments			
Unitary	1 <sup>st</sup> Level	2 <sup>nd</sup> Level	3 <sup>rd</sup> Level
	Municipalities	118 Departments ( <i>Rayons</i> ) + 23 Cities	<i>Oblasts</i>
			6 Regions + City of Minsk
	1,524	141	7

### Public Finance

General Government	Million USD	% of GDP
Expenditure	19,629	43.4
Capital Expenditure	1,072	2.4
Revenue	22,992	50.8
Gross Outstanding Debt	NA	NA

Local Government	Million USD	% of GDP	% of General
Expenditure	7,874	17.4	40.1
Capital Expenditure	NA	NA	NA
Revenue	7,036	15.5	30.6
Gross Outstanding Debt	NA	NA	NA

#### Local Government Expenditure by function %



- General public services
- Public order and safety
- Economic affairs
- Environment protection
- Housing and community amenities
- Health
- Recreation, culture and religion
- Education
- Social protection

# europe

## BELGIUM

YEAR 2008

### People and Land

Population: **10.7 Million**  
 Urban Population: **97%**  
 Capital City: **BRUSSELS**  
                   **1.05 Million (10% of pop.)**  
 Metropolitan Area: **1.85 Million (17% of pop.)**  
 Total Area: **30,528 km<sup>2</sup>**  
 Density: **351 inh. km<sup>2</sup>**

### Macroeconomic Data

GDP  
 current price: **504,650 Million USD**  
 per capita: **47,128 USD**  
 per capita, PPP: **36,345 Int. USD**  
 Local Currency: **Euro / EUR**

### Governance

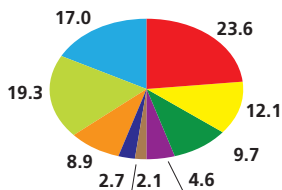
Federal	Local Self-Governments			Federated States
	1 <sup>st</sup> Level	2 <sup>nd</sup> Level	3 <sup>rd</sup> Level	
	<i>Gemeenten</i> Communes	<i>Provincies</i> Provinces		
Municipalities	Provinces			
	589	10		6

### Public Finance

General Government	Million USD	% of GDP
Expenditure	252,454	50.0
Capital Expenditure	8,371	1.7
Revenue	246,263	48.8
Gross Outstanding Debt	430,490	89.8

Local Government	Million USD	% of GDP	% of General
Expenditure	34,367	6.8	13.6
Capital Expenditure	3,978	0.8	47.5
Revenue	33,958	6.7	13.8
Gross Outstanding Debt	22,872	4.8	5.3

Local Government Expenditure by function %



- General public services
- Public order and safety
- Economic affairs
- Environment protection
- Housing and community amenities
- Health
- Recreation, culture and religion
- Education
- Social protection

# africa

## BENIN

YEAR 2007

### People and Land

Population: **8.4 Million**  
 Urban Population: **42%**  
 Capital City: **PORTO NOVO**  
**0.26 Million (3% of pop.)**  
 Metropolitan Area: **NA**  
 Total Area: **112,620 km<sup>2</sup>**  
 Density: **75 inh. km<sup>2</sup>**

### Macroeconomic Data

GDP  
 current price: **5,546 Million USD**  
 per capita: **661 USD**  
 per capita, PPP: **1,416 Int. USD**  
 Local Currency: **CFA Franc BCEAO / XOF**

### Governance

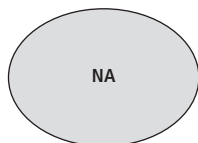
Local Self-Governments			
Unitary	1 <sup>st</sup> Level	2 <sup>nd</sup> Level	3 <sup>rd</sup> Level
	<i>Communes</i>		
	Municipalities		
	<b>77</b>		

### Public Finance

General Government	Million USD	% of GDP
Expenditure	<b>1,301</b>	<b>23.5</b>
Capital Expenditure	<b>466</b>	<b>8.4</b>
Revenue	<b>1,149</b>	<b>20.7</b>
Gross Outstanding Debt	<b>1,183</b>	<b>19.8</b>

Local Government	Million USD	% of GDP	% of General
Expenditure	<b>53</b>	<b>1.0</b>	<b>4.1</b>
Capital Expenditure	<b>16</b>	<b>0.3</b>	<b>3.4</b>
Revenue	<b>49</b>	<b>0.9</b>	<b>4.3</b>
Gross Outstanding Debt	<b>NA</b>	<b>NA</b>	<b>NA</b>

#### Local Government Expenditure by function %



- General public services
- Public order and safety
- Economic affairs
- Environment protection
- Housing and community amenities
- Health
- Recreation, culture and religion
- Education
- Social protection

# latin america

## BOLIVIA

YEAR 2008

### People and Land

Population: **9.7 Million**  
 Urban Population: **69%**  
 Capital City: **SUCRE**  
                   **0.26 Million (3% of pop.)**  
 Metropolitan Area: **NA**  
 Total Area: **1,098,580 km<sup>2</sup>**  
 Density: **9 inh. km<sup>2</sup>**

### Macroeconomic Data

GDP  
 current price: **16,675 Million USD**  
 per capita: **1,720 USD**  
 per capita, PPP: **4,277 Int. USD**  
 Local Currency: **Bolivian Bolivia / BOB**

### Governance

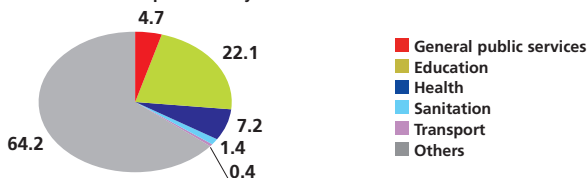
Local Self-Governments			
Unitary	1 <sup>st</sup> Level	2 <sup>nd</sup> Level	3 <sup>rd</sup> Level
	<i>Municipios</i>	<i>Regiones</i>	
	Municipalities	Regions	
	327	9	

### Public Finance

General Government	Million USD	% of GDP
Total Expenditure	7,262	43.6
Total Investment Expenditure	2,162	13.0
Total Revenue	7,260	43.5
Gross Outstanding Debt	NA	NA

Local Government	Million USD	% of GDP	% of General
Local Expenditure	1,223	7.3	16.8
Local Investment Expenditure	1,034	6.2	47.8
Total Local Revenue	1,278	7.7	17.6
Local Gross Outstanding Debt	NA	NA	NA

Local Government Expenditure by function %





# latin america

YEAR 2007

## BRAZIL

### People and Land

Population: **190.1 Million**  
 Urban Population: **86%**  
 Capital City: **BRASILIA**  
**3.59 Million (2% of pop.)**  
 Metropolitan Area: **3.85 Million (2% of pop.)**  
 Total Area: **8,514,880 km<sup>2</sup>**  
 Density: **22 inh. km<sup>2</sup>**

### Macroeconomic Data

GDP  
 current price: **1,333,270 Million USD**  
 per capita: **7,013 USD**  
 per capita, PPP: **9,694 Int. USD**  
 Local Currency: **Brazilian Real / BRL**

### Governance

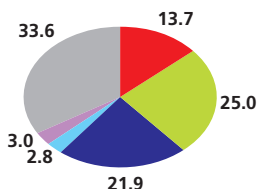
Federal	Local Self-Governments			Federated States
	1 <sup>st</sup> Level	2 <sup>nd</sup> Level	3 <sup>rd</sup> Level	
	Municipios			
Municipalities				26 States + 1 Federal District
	5,564			27

### Public Finance

General Government	Million USD	% of GDP
Expenditure	420,523	31.5
Capital Expenditure	70,969	5.3
Revenue	NA	NA
Gross Outstanding Debt	NA	NA

Local Government	Million USD	% of GDP	% of General
Expenditure	110,693	8.3	26.3
Capital Expenditure	14,220	1.1	20.0
Revenue	108,748	8.2	NA
Gross Outstanding Debt	NA	NA	NA

Local Government Expenditure by function %



- General public services
- Education
- Health
- Sanitation
- Transport
- Others

# europe

## BULGARIA

YEAR 2008

### People and Land

Population: **7.6 Million**  
 Urban Population: **71%**  
 Capital City: **SOFIA**  
                   **1.19 Million (16% of pop.)**  
 Metropolitan Area: **1.38 Million (18% of pop.)**  
 Total Area: **111,002 km<sup>2</sup>**  
 Density: **69 inh. km<sup>2</sup>**

### Macroeconomic Data

GDP  
 current price: **49,953 Million USD**  
 per capita: **6,567 USD**  
 per capita, PPP: **12,322 Int. USD**  
 Local Currency: **Lev / BGN**

### Governance

Local Self-Governments			
Unitary	1 <sup>st</sup> Level	2 <sup>nd</sup> Level	3 <sup>rd</sup> Level
	<i>Obshtini</i>		
	Municipalities		
	264		

### Public Finance

General Government	Million USD	% of GDP
Expenditure	18,637	37.3
Capital Expenditure	2,835	5.7
Revenue	19,553	39.1
Gross Outstanding Debt	6,662	14.0

Local Government	Million USD	% of GDP	% of General
Expenditure	3,813	7.6	20.5
Capital Expenditure	1,022	2.0	36.1
Revenue	3,620	7.2	18.5
Gross Outstanding Debt	311	0.7	4.7

Local Government Expenditure by function %



# africa

YEAR 2007

## BURKINA FASO

### People and Land

Population: **14.7 Million**  
 Urban Population: **20%**  
 Capital City: **OUGADOUGOU**  
                   **1.15 Million (8% of pop.)**  
 Metropolitan Area: **1.70 Million (12% of pop.)**  
 Total Area: **274,200 km<sup>2</sup>**  
 Density: **54 inh. km<sup>2</sup>**

### Macroeconomic Data

GDP  
 current price: **6,767 Million USD**  
 per capita: **460 USD**  
 per capita, PPP: **1,125 Int.USD**  
 Local Currency: **CFA Franc BCEAO / XOF**

### Governance

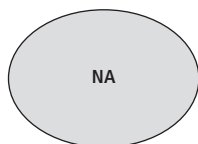
Local Self-Governments			
Unitary	1 <sup>st</sup> Level	2 <sup>nd</sup> Level	3 <sup>rd</sup> Level
	<i>Communes</i>	<i>Provinces</i>	<i>Régions</i>
	Municipalities	Provinces	Regions
	<b>351</b>	<b>45</b>	<b>13</b>

### Public Finance

General Government	Million USD	% of GDP
Expenditure	<b>1,820</b>	<b>26.9</b>
Capital Expenditure	<b>987</b>	<b>14.6</b>
Revenue	<b>1,407</b>	<b>20.8</b>
Gross Outstanding Debt	<b>1,316</b>	<b>18.1</b>

Local Government	Million USD	% of GDP	% of General
Expenditure	<b>45</b>	<b>0.7</b>	<b>2.5</b>
Capital Expenditure	<b>17</b>	<b>0.3</b>	<b>1.7</b>
Revenue	<b>31</b>	<b>0.5</b>	<b>2.2</b>
Gross Outstanding Debt	<b>NA</b>	<b>NA</b>	<b>NA</b>

#### Local Government Expenditure by function %



- General public services
- Public order and safety
- Economic affairs
- Environment protection
- Housing and community amenities
- Health
- Recreation, culture and religion
- Education
- Social protection

# asia-pacific

## CAMBODIA

YEAR 2007

### People and Land

Population: **14.3 Million**  
 Urban Population: **21%**  
 Capital City: **PHNOM PENH**  
**1.46 Million (10% of pop.)**  
 Metropolitan Area: **1.48 Million (10% of pop.)**  
 Total Area: **180,040 km<sup>2</sup>**  
 Density: **79 inh. km<sup>2</sup>**

### Macroeconomic Data

GDP  
 current price: **8,639 Million USD**  
 per capita: **603 USD**  
 per capita, PPP: **1,820 Int. USD**  
 Local Currency: **Cambodian Riel / KHR**

### Governance

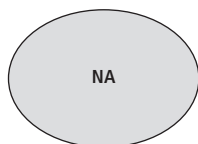
Local Self-Governments			
Unitary	1 <sup>st</sup> Level	2 <sup>nd</sup> Level	3 <sup>rd</sup> Level
	1,510 <i>Khum</i> and 111 <i>Sangkat</i>	<i>Srok</i>	23 <i>Khaet</i> + <i>Reach Theari</i>
	Communes and <i>Sangkat</i> (1,510 Urban + 111 Rural)	Districts	Provinces (23 + capital)
	1,621	185	24

### Public Finance

General Government	Million USD	% of GDP
Expenditure	1,242	14.4
Capital Expenditure	481	5.6
Revenue	990	11.5
Gross Outstanding Debt	NA	NA

Local Government	Million USD	% of GDP	% of General
Expenditure	22	0.3	1.8
Capital Expenditure	11	0.1	2.3
Revenue	34	0.4	3.4
Gross Outstanding Debt	NA	NA	NA

#### Local Government Expenditure by function %



- General public services
- Public order and safety
- Economic affairs
- Environment protection
- Housing and community amenities
- Health
- Recreation, culture and religion
- Education
- Social protection

# north america

YEAR 2007

## CANADA

### People and Land

Population: **33.3 Million**  
 Urban Population: **80 %**  
 Capital City: **OTTAWA**  
**0.87 Million (3% of pop.)**  
 Metropolitan Area: **1.28 Million (4% of pop.)**  
 Total Area: **9,984,670 km<sup>2</sup>**  
 Density: **3 inh. km<sup>2</sup>**

### Macroeconomic Data

GDP  
 current price: **1,427,189 Million USD**  
 per capita: **45,015 USD**  
 per capita, PPP: **39,078 Int. USD**  
 Local Currency: **Canadian Dollar / CAD**

### Governance

Federal	Local Self-Governments			Federated States
	1 <sup>st</sup> Level	2 <sup>nd</sup> Level	3 <sup>rd</sup> Level	
	Municipality, City, Town	County or District or Regional Municipality		
	4,258	197		13

### Public Finance

General Government	Million USD	% of GDP
Expenditure	558,473	39.1
Capital Expenditure	41,475	2.9
Revenue	581,024	40.7
Gross Outstanding Debt	902,543	58.2

Local Government	Million USD	% of GDP	% of General
Expenditure	108,078	7.6	19.4
Capital Expenditure	19,469	1.4	46.9
Revenue	104,038	7.3	17.9
Gross Outstanding Debt	56,075	3.6	6.2

Local Government Expenditure by function %



# latin america

YEAR 2007

CHILE

## People and Land

Population: **16.6 Million**  
 Urban Population: **89%**  
 Capital City: **SANTIAGO**  
                   **5.60 Million (24% of pop.)**  
 Metropolitan Area: **6.67 Million (40% of pop.)**  
 Total Area: **756,630 km<sup>2</sup>**  
 Density: **22 inh. km<sup>2</sup>**

## Macroeconomic Data

GDP  
 current price: **163,878 Million USD**  
 per capita: **9,854 USD**  
 per capita, PPP: **13,837 Int. USD**  
 Local Currency: **Chilean Peso / CLP**

## Governance

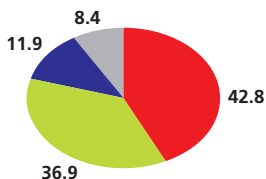
Local Self-Governments			
Unitary	1 <sup>st</sup> Level	2 <sup>nd</sup> Level	3 <sup>rd</sup> Level
	<i>Municipios</i>		
	Municipalities		
	345		

## Public Finance

General Government	Million USD	% of GDP
Expenditure	31,094	19.0
Capital Expenditure	3,878	2.4
Revenue	48,248	29.4
Gross Outstanding Debt	NA	NA

Local Government	Million USD	% of GDP	% of General
Expenditure	3,982	2.4	12.8
Capital Expenditure	478	0.3	12.3
Revenue	4,417	2.7	9.2
Gross Outstanding Debt	NA	NA	NA

Local Government Expenditure by function %



- General public services
- Education
- Health
- Sanitation
- Transport
- Others

# asia-pacific

## CHINA

YEAR 2008

### People and Land

Population:	<b>1,324.6 Million</b>
Urban Population:	<b>44%</b>
Capital City:	<b>BEIJING</b>
	<b>11.10 Million (1% of pop.)</b>
Metropolitan Area:	<b>13.60 Million (1% of pop.)</b>
Total Area:	<b>9,598,060 km<sup>2</sup></b>
Density:	<b>138 inh. km<sup>2</sup></b>

### Macroeconomic Data

GDP	
current price:	<b>4,326,810 Million USD</b>
per capita:	<b>3,268 USD</b>
per capita, PPP:	<b>5,971 Int. USD</b>
Local Currency:	<b>Chinese Yuan / CNY</b>

### Governance

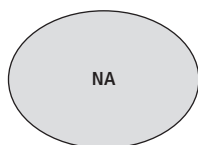
	Local Self-Governments			
	1 <sup>st</sup> Level	2 <sup>nd</sup> Level	3 <sup>rd</sup> Level	4 <sup>th</sup> Level
Unitary	19,236 <i>Zhen</i> + 15,067 <i>Xiang</i> + 6,524 <i>Jie Dao Ban</i> + 1,096 <i>Min Zu Xiang</i> + 3 <i>Qu Gong Suo</i>	1,463 <i>Xian</i> + 856 <i>Shi Xia Qu</i> + 368 <i>Xian Ji Shi</i> + 117 <i>Zi Zhi Xian</i> + 49 <i>Qi</i> + 3 <i>Zi Zhi Qi</i> + 2 <i>Te Qu</i> + 1 <i>Lin Qu</i>	283 <i>Shi</i> + 30 <i>Zhou</i> + 17 <i>Di Qu</i> + 3 <i>Meng</i>	23 <i>Sheng</i> + 5 <i>Zi Zhi Qu</i> + 4 <i>Zhi Xia Shi</i> + 2 <i>Te Qu</i>
	19,236 Towns + 15,067 Townships + 6,524 Subdistricts + 1,096 Ethnic Townships + 3 Joint Town Boards	1,463 Counties + 856 Districts + 368 County Level Cities + 117 Autonomous Counties + 49 Ethnic Banners + 3 Autonomous Banners + 2 Special Zones + 1 Forest Zone	283 Cities + 17 Regions + 30 Autonomous Prefectures + 3 Unions	23 Provinces + 5 Autonomous Regions + 4 Metropolitan Cities under the Central Government + 2 Special Administrative Regions
	<b>41,926</b>	<b>2,859</b>	<b>333</b>	<b>34</b>

### Public Finance

General Government	Million USD	% of GDP
Expenditure	<b>899,793</b>	<b>20.8</b>
Capital Expenditure	NA	NA
Revenue	<b>882,578</b>	<b>20.4</b>
Gross Outstanding Debt	NA	NA

Local Government	Million USD	% of GDP	% of General
Expenditure	<b>722,332</b>	<b>16.7</b>	<b>80.3</b>
Capital Expenditure	NA	NA	NA
Revenue	<b>743,136</b>	<b>17.2</b>	<b>84.2</b>
Gross Outstanding Debt	NA	NA	NA

#### Local Government Expenditure by function %



- General public services
- Public order and safety
- Economic affairs
- Environment protection
- Housing and community amenities
- Health
- Recreation, culture and religion
- Education
- Social protection

## latin america

## COLOMBIA

YEAR 2006

## People and Land

Population:	<b>43.7 Million</b>
Urban Population:	<b>75%</b>
Capital City:	<b>BOGOTA</b>
	<b>7.77 Million (18% of pop.)</b>
Metropolitan Area:	<b>8.60 Million (20% of pop.)</b>
Total Area:	<b>1,141,750 km<sup>2</sup></b>
Density:	<b>26 inh. km<sup>2</sup></b>

## Macroeconomic Data

GDP	
current price:	<b>162,346 Million USD</b>
per capita:	<b>3,714 USD</b>
per capita, PPP:	<b>7,833 Int. USD</b>
Local Currency:	<b>Colombian Peso / COP</b>

## Governance

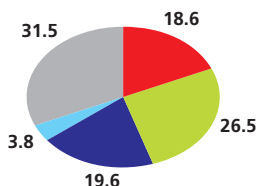
Unitary	Local Self-Governments		
	1 <sup>st</sup> Level	2 <sup>nd</sup> Level	3 <sup>rd</sup> Level
	<i>Municipios</i>	<i>Departamentos</i>	
	Municipalities	Departments	
	<b>1,102</b>	<b>32</b>	

## Public Finance

General Government	Million USD	% of GDP
Expenditure	<b>48,405</b>	<b>29.8</b>
Capital Expenditure	NA	NA
Revenue	NA	NA
Gross Outstanding Debt	NA	NA

Local Government	Million USD	% of GDP	% of General
Expenditure	<b>9,046</b>	<b>5.6</b>	<b>18.7</b>
Capital Expenditure	<b>2,169</b>	<b>1.3</b>	NA
Revenue	<b>8,451</b>	<b>5.2</b>	NA
Gross Outstanding Debt	NA	NA	NA

Local Government Expenditure by function %



- General public services
- Education
- Health
- Sanitation
- Transport
- Others



# latin america

YEAR 2007

## COSTA RICA

### People and Land

Population: **4.3 Million**  
 Urban Population: **64%**  
 Capital City: **SAN JOSE**  
**1.28 Million (30% of pop.)**  
 Metropolitan Area: **1.45 Million (33% of pop.)**  
 Total Area: **51,100 km<sup>2</sup>**  
 Density: **86 inh. km<sup>2</sup>**

### Macroeconomic Data

GDP  
 current price: **26,334 Million USD**  
 per capita: **5,998 USD**  
 per capita, PPP: **10,861 Int. USD**  
 Local Currency: **Costa Rican Colon / CRC**

### Governance

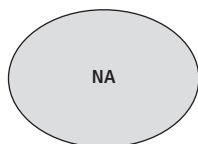
Local Self-Governments			
Unitary	1 <sup>st</sup> Level	2 <sup>nd</sup> Level	3 <sup>rd</sup> Level
	<i>Municipios / Cantones</i>		
	Municipalities / Rural Districts		
	<b>81</b>		

### Public Finance

General Government	Million USD	% of GDP
Expenditure	<b>5,664</b>	<b>21.5</b>
Capital Expenditure	NA	NA
Revenue	<b>6,735</b>	<b>25.6</b>
Gross Outstanding Debt	NA	NA

Local Government	Million USD	% of GDP	% of General
Expenditure	<b>208</b>	<b>0.8</b>	<b>3.7</b>
Capital Expenditure	NA	NA	NA
Revenue	<b>468</b>	<b>1.8</b>	<b>6.9</b>
Gross Outstanding Debt	NA	NA	NA

#### Local Government Expenditure by function %



- General public services
- Public order and safety
- Economic affairs
- Environment protection
- Housing and community amenities
- Health
- Recreation, culture and religion
- Education
- Social protection

# africa

YEAR 2007

## COTE D'IVOIRE

### People and Land

Population: **20.1 Million**  
 Urban Population: **46%**  
 Capital City: **YAMOOUSSOUKRO**  
**0.70 Million (3% of pop.)**  
 Metropolitan Area: **NA**  
 Total Area: **322,460 km<sup>2</sup>**  
 Density: **62 inh. km<sup>2</sup>**

### Macroeconomic Data

GDP  
 current price: **19,795 Million USD**  
 per capita: **984 USD**  
 per capita, PPP: **1,620 Int. USD**  
 Local Currency: **CFA Franc BCEAO / XOF**

### Governance

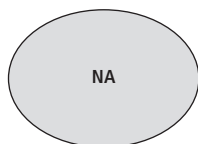
Local Self-Governments			
Unitary	1 <sup>st</sup> Level	2 <sup>nd</sup> Level	3 <sup>rd</sup> Level
	Communes	Départements	19 Régions 2 Villes (Abidjan and Yamoussoukro)
	Municipalities	Departments	19 Regions and 2 Cities (Abidjan and Yamoussoukro)
	987	56	21

### Public Finance

General Government	Million USD	% of GDP
Expenditure	3,826	19.3
Capital Expenditure	419	2.1
Revenue	3,775	19.1
Gross Outstanding Debt	NA	NA

Local Government	Million USD	% of GDP	% of General
Expenditure	237	1.2	6.2
Capital Expenditure	72	0.4	17.2
Revenue	252	1.3	6.7
Gross Outstanding Debt	NA	NA	NA

#### Local Government Expenditure by function %



- General public services
- Public order and safety
- Economic affairs
- Environment protection
- Housing and community amenities
- Health
- Recreation, culture and religion
- Education
- Social protection

# europe

## CYPRUS

YEAR 2008

### People and Land

Population: **0.8 (1.1)\* Million**  
 Urban Population: **69%**  
 Capital City: **NICOSIA**  
                   **0.05 Million (5% of pop.)**  
 Metropolitan Area: **0.31 Million (30% of pop.)**  
 Total Area: **5,695 (9,251)\* km<sup>2</sup>**  
 Density: **139 (114)\* inh. km<sup>2</sup>**

### Macroeconomic Data

GDP  
 current price: **25,253 Million USD**  
 per capita: **31,841 USD**  
 per capita, PPP: **28,986 Int. USD**  
 Local Currency: **Euro / EUR**

### Governance

Local Self-Governments			
Unitary	1 <sup>st</sup> Level	2 <sup>nd</sup> Level	3 <sup>rd</sup> Level
	<i>Dimarxia and Koinotites</i>		
	Municipalities and Communities		
	<b>378 (524)*</b>		

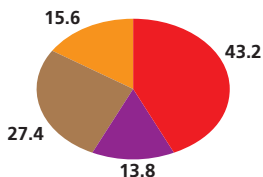
\* Figures in brackets refer to whole Cyprus territory ie the controlled-government area and the Northern part of Cyprus under Turkish control. Other figures refer only to the controlled-government area.

### Public Finance

General Government	Million USD	% of GDP
Expenditure	10,755	42.6
Capital Expenditure	745	3.0
Revenue	10,986	43.5
Gross Outstanding Debt	11,609	48.4

Local Government	Million USD	% of GDP	% of General
Expenditure	476	1.9	4.4
Capital Expenditure	146	0.6	19.6
Revenue	463	1.8	4.2
Gross Outstanding Debt	462	1.9	4.0

Local Government Expenditure by function %



- General public services
- Public order and safety
- Economic affairs
- Environment protection
- Housing and community amenities
- Health
- Recreation, culture and religion
- Education
- Social protection

europe

YEAR 2008

## CZECH REPUBLIC

## People and Land

Population:	<b>10.4 Million</b>
Urban Population:	<b>73%</b>
Capital City:	<b>PRAHA</b>
	<b>1.29 Million (12% of pop.)</b>
Metropolitan Area:	<b>1.34 Million (13% of pop.)</b>
Total Area:	<b>78,868 km<sup>2</sup></b>
Density:	<b>132 inh. km<sup>2</sup></b>

## Macroeconomic Data

GDP	
current price:	<b>216,514 Million USD</b>
per capita:	<b>20,759 USD</b>
per capita, PPP:	<b>25,061 Int. USD</b>
Local Currency:	<b>Czech Koruna / CZK</b>

## Governance

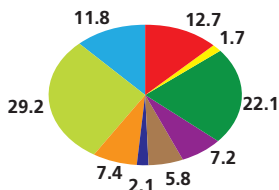
Unitary	Local Self-Governments		
	1 <sup>st</sup> Level	2 <sup>nd</sup> Level	3 <sup>rd</sup> Level
	<i>Obce (including Obce, Mesto and Statutarni Mesto)</i>	<i>Regiony / Kraj</i>	
	Municipalities (including Municipalities, Towns and Statutory Cities)	Regions	
	<b>6,249</b>	<b>14</b>	

## Public Finance

General Government	Million USD	% of GDP
Expenditure	<b>92,870</b>	<b>42.9</b>
Capital Expenditure	<b>10,712</b>	<b>4.9</b>
Revenue	<b>87,085</b>	<b>40.2</b>
Gross Outstanding Debt	<b>57,170</b>	<b>27.8</b>

Local Government	Million USD	% of GDP	% of General
Expenditure	<b>24,663</b>	<b>11.4</b>	<b>26.6</b>
Capital Expenditure	<b>5,015</b>	<b>2.3</b>	<b>46.8</b>
Revenue	<b>24,124</b>	<b>11.1</b>	<b>27.7</b>
Gross Outstanding Debt	<b>4,754</b>	<b>2.3</b>	<b>8.3</b>

Local Government Expenditure by function %



- General public services
- Public order and safety
- Economic affairs
- Environment protection
- Housing and community amenities
- Health
- Recreation, culture and religion
- Education
- Social protection

# europe

## DENMARK

YEAR 2008

### People and Land

Population: **5.5 Million**  
 Urban Population: **86%**  
 Capital City: **COPENHAGEN**  
                   **0.52 Million (9% of pop.)**  
 Metropolitan Area: **1.39 Million (25% of pop.)**  
 Total Area: **43,098 km<sup>2</sup>**  
 Density: **127 inh. km<sup>2</sup>**

### Macroeconomic Data

GDP  
 current price: **341,181 Million USD**  
 per capita: **62,123 USD**  
 per capita, PPP: **37,465 Int. USD**  
 Local Currency: **Danisk Krone / DKK**

### Governance

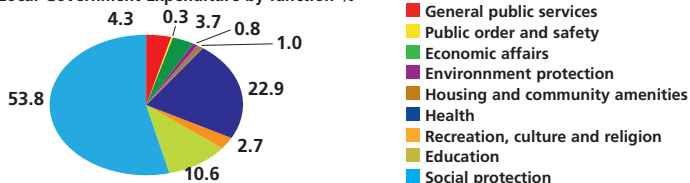
Local Self-Governments			
Unitary	1 <sup>st</sup> Level	2 <sup>nd</sup> Level	3 <sup>rd</sup> Level
	<i>Kommuner</i>	<i>Regioner</i>	
	Municipalities	Regions	
	98	5	

### Public Finance

General Government	Million USD	% of GDP
Expenditure	176,824	51.8
Capital Expenditure	6,247	1.8
Revenue	188,569	55.3
Gross Outstanding Debt	110,855	34.2

Local Government	Million USD	% of GDP	% of General
Expenditure	114,510	33.6	64.8
Capital Expenditure	4,283	1.3	68.6
Revenue	113,119	33.2	60.0
Gross Outstanding Debt	20,417	6.3	18.4

Local Government Expenditure by function %



# latin america

## DOMINICAN REPUBLIC

YEAR 2009

### People and Land

Population: **9.9 Million**  
 Urban Population: **70%**  
 Capital City: **SANTO DOMINGO**  
                   **2.15 Million (22% of pop.)**  
 Metropolitan Area: **3.27 Million (33% of pop.)**  
 Total Area: **48,734 km<sup>2</sup>**  
 Density: **204 inh. km<sup>2</sup>**

### Macroeconomic Data

GDP  
 current price: **42,426 Million USD**  
 per capita: **4,264 USD**  
 per capita, PPP: **NA**  
 Local Currency: **Dominican Peso / DOP**

### Governance

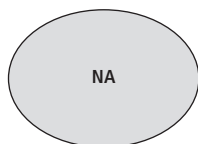
Local Self-Governments			
Unitary	1 <sup>st</sup> Level	2 <sup>nd</sup> Level	3 <sup>rd</sup> Level
	<i>Municipios</i>		
	Municipalities		
	155		

### Public Finance

General Government	Million USD	% of GDP
Expenditure	7,612	17.9
Capital Expenditure	1,766	4.2
Revenue	NA	NA
Gross Outstanding Debt	NA	NA

Local Government	Million USD	% of GDP	% of General
Expenditure	403	0.9	5.3
Capital Expenditure	161	0.4	9.1
Revenue	NA	NA	NA
Gross Outstanding Debt	NA	NA	NA

#### Local Government Expenditure by function %



- General public services
- Public order and safety
- Economic affairs
- Environment protection
- Housing and community amenities
- Health
- Recreation, culture and religion
- Education
- Social protection

# latin america

YEAR 2008

## ECUADOR

### People and Land

Population: **13.5 Million**  
 Urban Population: **67%**  
 Capital City: **QUITO**  
                   **1.50 Million (11% of pop.)**  
 Metropolitan Area: **1.61 Million (12% of pop.)**  
 Total Area: **283,560 km<sup>2</sup>**  
 Density: **47 inh. km<sup>2</sup>**

### Macroeconomic Data

GDP  
 current price: **54,686 Million USD**  
 per capita: **4,056 USD**  
 per capita, PPP: **8,014 Int. USD**  
 Local Currency: **US Dollar / USD**

### Governance

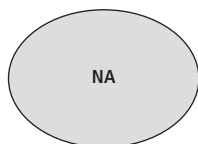
Local Self-Governments			
Unitary	1 <sup>st</sup> Level	2 <sup>nd</sup> Level	3 <sup>rd</sup> Level
	<i>Municipios</i>	<i>Provincias</i>	
	Municipalities	Departments	
	221	22	

### Public Finance

General Government	Million USD	% of GDP
Expenditure	10,357	18.9
Capital Expenditure	2,910	5.3
Revenue	9,310	17.0
Gross Outstanding Debt	NA	NA

Local Government	Million USD	% of GDP	% of General
Expenditure	2,422	4.4	23.4
Capital Expenditure	1,938	3.5	66.6
Revenue	2,087	3.8	22.4
Gross Outstanding Debt	NA	NA	NA

#### Local Government Expenditure by function %



- General public services
- Public order and safety
- Economic affairs
- Environment protection
- Housing and community amenities
- Health
- Recreation, culture and religion
- Education
- Social protection

# africa

YEAR 2007

## EGYPT

### People and Land

Population: **80.1 Million**  
 Urban Population: **43%**  
 Capital City: **CAIRO**  
**11.90 Million (15% of pop.)**  
 Metropolitan Area: **15.20 Million (19% of pop.)**  
 Total Area: **1,001,450 km<sup>2</sup>**  
 Density: **80 inh. km<sup>2</sup>**

### Macroeconomic Data

GDP  
 current price: **132,169 Million USD**  
 per capita: **1,651 USD**  
 per capita, PPP: **5,047 USD**  
 Local Currency: **Egyptian Pound / EGP**

### Governance

Local Self-Governments			
Unitary	1 <sup>st</sup> Level	2 <sup>nd</sup> Level	3 <sup>rd</sup> Level
	4,641 Villages + 220 Towns	Centres *	Mouhafassats  Governorates *
	<b>4,861</b>	<b>433</b>	<b>29</b>

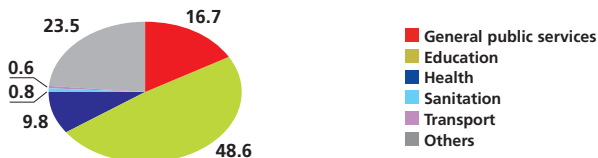
\* Deconcentrated levels

### Public Finance

General Government	Million USD	% of GDP
Expenditure	55,600	42.1
Capital Expenditure	6,216	4.7
Revenue	36,496	27.6
Gross Outstanding Debt	NA	NA

Local Government	Million USD	% of GDP	% of General
Expenditure	6,067	4.6	10.9
Capital Expenditure	320	0.2	5.1
Revenue	NA	NA	NA
Gross Outstanding Debt	NA	NA	NA

Local Government Expenditure by function %





# latin america

## EL SALVADOR

YEAR 2007

### People and Land

Population: **6.1 Million**  
 Urban Population: **60%**  
 Capital City: **SAN SALVADOR**  
**1.40 Million (23% of pop.)**  
 Metropolitan Area: **NA**  
 Total Area: **21,400 km<sup>2</sup>**  
 Density: **285 inh. km<sup>2</sup>**

### Macroeconomic Data

GDP  
 current price: **20,372 Million USD**  
 per capita: **3,395 USD**  
 per capita, PPP: **6,520 Int. USD**  
 Local Currency: **El Salvador Colon / SVC**

### Governance

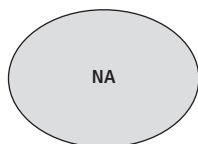
Local Self-Governments			
Unitary	1 <sup>st</sup> Level	2 <sup>nd</sup> Level	3 <sup>rd</sup> Level
	Municipios		
	Municipalities		
	262		

### Public Finance

General Government	Million USD	% of GDP
Expenditure	3,533	17.3
Capital Expenditure	440	2.2
Revenue	4,119	20.2
Gross Outstanding Debt	8,408	41.3

Local Government	Million USD	% of GDP	% of General
Expenditure	249	1.2	7.0
Capital Expenditure	NA	NA	NA
Revenue	385	1.9	9.3
Gross Outstanding Debt	160	0.8	1.9

#### Local Government Expenditure by function %



- General public services
- Public order and safety
- Economic affairs
- Environment protection
- Housing and community amenities
- Health
- Recreation, culture and religion
- Education
- Social protection

# europe

## ESTONIA

YEAR 2008

### People and Land

Population: **1.3 Million**  
 Urban Population: **69%**  
 Capital City: **TALLINN**  
**0.40 Million (30% of pop.)**  
 Metropolitan Area: **0.53 Million (40% of pop.)**  
 Total Area: **45,227 km<sup>2</sup>**  
 Density: **30 inh. km<sup>2</sup>**

### Macroeconomic Data

GDP  
 current price: **23,533 Million USD**  
 per capita: **17,550 USD**  
 per capita, PPP: **20,561 Int. USD**  
 Local Currency: **Estonian Kroon / EEK**

### Governance

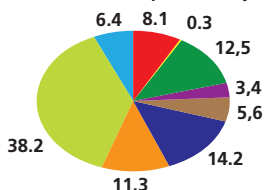
Local Self-Governments			
Unitary	1 <sup>st</sup> Level	2 <sup>nd</sup> Level	3 <sup>rd</sup> Level
	<i>Linnad and Vallad</i>		
	Cities and Rural Municipalities		
	227		

### Public Finance

General Government	Million USD	% of GDP
Expenditure	9,383	39.9
Capital Expenditure	1,252	5.3
Revenue	8,733	37.1
Gross Outstanding Debt	1,031	4.6

Local Government	Million USD	% of GDP	% of General
Expenditure	2,598	11.0	27.7
Capital Expenditure	502	2.1	40.1
Revenue	2,446	10.4	28.0
Gross Outstanding Debt	715	3.2	69.4

Local Government Expenditure by function %



- General public services
- Public order and safety
- Economic affairs
- Environment protection
- Housing and community amenities
- Health
- Recreation, culture and religion
- Education
- Social protection

# europe

## FINLAND

YEAR 2008

### People and Land

Population: **5.3 Million**  
 Urban Population: **63%**  
 Capital City: **HELSINKI**  
**0.58 Million (11% of pop.)**  
 Metropolitan Area: **1.04 Million (20% of pop.)**  
 Total Area: **338,145 km<sup>2</sup>**  
 Density: **16 inh. km<sup>2</sup>**

### Macroeconomic Data

GDP  
 current price: **269,662 Million USD**  
 per capita: **50,751 USD**  
 per capita, PPP: **36,128 Int. USD**  
 Local Currency: **Euro / EUR**

### Governance

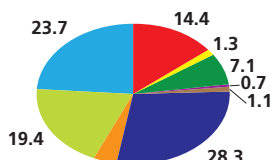
Local Self-Governments			
Unitary	1 <sup>st</sup> Level	2 <sup>nd</sup> Level	3 <sup>rd</sup> Level
	<i>Kuntaa</i>		
	Municipalities	Experimental region of Kainuu and autonomous island province of Aland	
	348	2	

### Public Finance

General Government	Million USD	% of GDP
Expenditure	133,413	49.5
Capital Expenditure	6,773	2.5
Revenue	144,594	53.6
Gross Outstanding Debt	87,654	34.2

Local Government	Million USD	% of GDP	% of General
Expenditure	55,556	20.6	41.6
Capital Expenditure	4,577	1.7	67.6
Revenue	54,504	20.2	37.7
Gross Outstanding Debt	13,840	5.4	15.8

Local Government Expenditure by function %



- General public services
- Public order and safety
- Economic affairs
- Environment protection
- Housing and community amenities
- Health
- Recreation, culture and religion
- Education
- Social protection

# europe

## FRANCE

YEAR 2008

### People and Land

Population: **64.1 Million**  
 Urban Population: **77%**  
 Capital City: **Paris**  
                   **2.20 Million (3% of pop.)**  
 Metropolitan Area: **10.00 Million (16% of pop.)**  
 Total Area: **552,427\* km<sup>2</sup>**  
 Density: **116 inh. km<sup>2</sup>**  
                   \* excluding French Guyana

### Macroeconomic Data

GDP  
 current price: **2,852,871 Million USD**  
 per capita: **44,478 USD**  
 per capita, PPP: **34,204 Int. USD**  
 Local Currency: **Euro / EUR**

### Governance

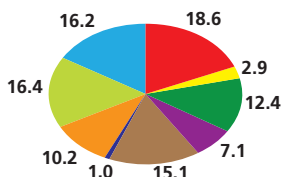
Unitary	Local Self-Governments		
	1 <sup>st</sup> Level	2 <sup>nd</sup> Level	3 <sup>rd</sup> Level
	<i>Communes</i>	<i>Départements</i>	<i>Régions</i>
	Municipalities	Departments	Regions
	36,682	100	26

### Public Finance

General Government	Million USD	% of GDP
Expenditure	1,506,376	52.8
Capital Expenditure	92,843	3.3
Revenue	1,411,204	49.5
Gross Outstanding Debt	1,829,134	67.5

Local Government	Million USD	% of GDP	% of General
Expenditure	324,949	11.4	21.6
Capital Expenditure	66,878	2.3	72.0
Revenue	312,217	10.9	22.1
Gross Outstanding Debt	206,626	7.6	11.3

Local Government Expenditure by function %



- General public services
- Public order and safety
- Economic affairs
- Environment protection
- Housing and community amenities
- Health
- Recreation, culture and religion
- Education
- Social protection

# euro-asia

## GEORGIA

YEAR 2007

### People and Land

Population: **4.3 Million**  
 Urban Population: **53%**  
 Capital City: **TBILISSI**  
**1.10 Million (26% of pop.)**  
 Metropolitan Area: **1.20 Million (28% of pop.)**  
 Total Area: **69,700 km<sup>2</sup>**  
 Density: **63 inh. km<sup>2</sup>**

### Macroeconomic Data

GDP  
 current price: **10,175 Million USD**  
 per capita: **2,339 USD**  
 per capita, PPP: **4,710 Int.USD**  
 Local Currency: **Georgian Lari / GEL**

### Governance

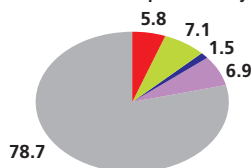
Local Self-Governments				
Unitary	1 <sup>st</sup> Level	2 <sup>nd</sup> Level	3 <sup>rd</sup> Level	
	6 Cities + 60 Districts ( <i>Rayons</i> )	<i>Mkharebi</i>  Regions (decentralized level)	2 Autonomous Republics (Abkhaz and Adjara) + City of Tbilissi	
	66	9	3	

### Public Finance

General Government	Million USD	% of GDP
Expenditure	2,622	25.8
Capital Expenditure	NA	NA
Revenue	2,977	29.3
Gross Outstanding Debt	NA	NA

Local Government	Million USD	% of GDP	% of General
Expenditure	463	4.6	17.7
Capital Expenditure	NA	NA	NA
Revenue	577	5.7	19.4
Gross Outstanding Debt	NA	NA	NA

Local Government Expenditure by function %



- General public services
- Education
- Health
- Sanitation
- Transport
- Others

# europe

## GERMANY

YEAR 2008

### People and Land

Population: **82.1 Million**  
 Urban Population: **74%**  
 Capital City: **BERLIN**  
**3.43 Million (4% of pop.)**  
 Metropolitan Area: **4.28 Million (5% of pop.)**  
 Total Area: **357,027 km<sup>2</sup>**  
 Density: **230 inh. km<sup>2</sup>**

### Macroeconomic Data

GDP  
 current price: **3,654,173 Million USD**  
 per capita: **44,498 USD**  
 per capita, PPP: **35,539 Int. USD**  
 Local Currency: **Euro / EUR**

### Governance

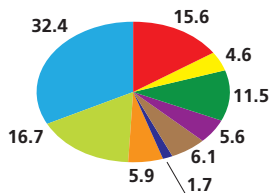
Local Self-Governments			Federated States
1 <sup>st</sup> Level	2 <sup>nd</sup> Level	3 <sup>rd</sup> Level	
Federal Gemeinden (including Kreistfreie Städte)  Municipalities (including Municipalities and District-free Cities)	Landkreise		Bundesländer
	Rural districts		States
	301		16

### Public Finance

General Government	Million USD	% of GDP
Expenditure	1,597,042	43.7
Capital Expenditure	54,758	1.5
Revenue	1,598,521	43.7
Gross Outstanding Debt	2,289,517	66.0

Local Government	Million USD	% of GDP	% of General
Expenditure	264,627	7.2	16.6
Capital Expenditure	31,464	0.9	57.5
Revenue	273,177	7.5	17.1
Gross Outstanding Debt	165,175	4.8	7.2

Local Government Expenditure by function %



- General public services
- Public order and safety
- Economic affairs
- Environment protection
- Housing and community amenities
- Health
- Recreation, culture and religion
- Education
- Social protection

# europe

## GREECE

YEAR 2008

### People and Land

Population: **11.2 Million**  
 Urban Population: **61%**  
 Capital City: **ATHENS**  
                   **0.75 Million (7% of pop.)**  
 Metropolitan Area: **3.75 Million (33% of pop.)**  
 Total Area: **131,957 km<sup>2</sup>**  
 Density: **85 inh. km<sup>2</sup>**

### Macroeconomic Data

GDP  
 current price: **350,134 Million USD**  
 per capita: **31,159 USD**  
 per capita, PPP: **30,189 Int. USD**  
 Local Currency: **Euro / EUR**

### Governance

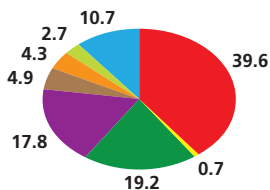
Local Self-Governments			
Unitary	1 <sup>st</sup> Level	2 <sup>nd</sup> Level	3 <sup>rd</sup> Level
	<i>Dimoi and Kinotite</i>	<i>Nomarchiakes autodiikisis</i>	
	Municipalities and Communities	Departments	
	1,034	54	

### Public Finance

General Government	Million USD	% of GDP
Expenditure	163,836	46.8
Capital Expenditure	9,634	2.8
Revenue	136,993	39.1
Gross Outstanding Debt	329,975	99.2

Local Government	Million USD	% of GDP	% of General
Expenditure	9,570	2.7	5.8
Capital Expenditure	2,283	0.7	23.7
Revenue	9,618	2.7	7.0
Gross Outstanding Debt	2,380	0.7	0.7

Local Government Expenditure by function %



- General public services
- Public order and safety
- Economic affairs
- Environment protection
- Housing and community amenities
- Health
- Recreation, culture and religion
- Education
- Social protection

## latin america

## GUATEMALA

YEAR 2009

## People and Land

Population:	<b>13.6 Million</b>
Urban Population:	<b>50%</b>
Capital City:	<b>GUATEMALA CITY</b>
	<b>1.02 Million (8% of pop.)</b>
Metropolitan Area:	<b>NA</b>
Total Area:	<b>108,890 km<sup>2</sup></b>
Density:	<b>125 inh. km<sup>2</sup></b>

## Macroeconomic Data

GDP	
current price:	<b>36,154 Million USD</b>
per capita:	<b>2,658 USD</b>
per capita, PPP:	<b>4,760 Int. USD</b>
Local Currency:	<b>Guatemala Quesztal / GTQ</b>

## Governance

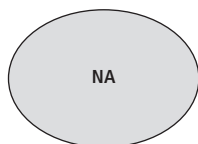
Unitary	Local Self-Governments		
	1 <sup>st</sup> Level	2 <sup>nd</sup> Level	3 <sup>rd</sup> Level
	<i>Municipios</i>		
	Municipalities		
	<b>333</b>		

## Public Finance

General Government	Million USD	% of GDP
Expenditure	<b>5,620</b>	<b>15.5</b>
Capital Expenditure	<b>1,595</b>	<b>4.4</b>
Revenue	<b>6,139</b>	<b>17.0</b>
Gross Outstanding Debt	<b>8,604</b>	<b>23.8</b>

Local Government	Million USD	% of GDP	% of General
Expenditure	<b>245</b>	<b>0.7</b>	<b>4.4</b>
Capital Expenditure	<b>145</b>	<b>0.4</b>	<b>9.1</b>
Revenue	<b>1,016</b>	<b>2.8</b>	<b>16.5</b>
Gross Outstanding Debt	<b>348</b>	<b>1.0</b>	<b>4.0</b>

## Local Government Expenditure by function %



- General public services
- Public order and safety
- Economic affairs
- Environment protection
- Housing and community amenities
- Health
- Recreation, culture and religion
- Education
- Social protection



# latin america

## HONDURAS

YEAR 2008

### People and Land

Population: **7.3 Million**  
 Urban Population: **48%**  
 Capital City: **TEGUCIGALPA**  
**0.90 Million (14% of pop.)**  
 Metropolitan Area: **1.00 Million (14% of pop.)**  
 Total Area: **112,492 km<sup>2</sup>**  
 Density: **65 inh. km<sup>2</sup>**

### Macroeconomic Data

GDP  
 current price: **14,170 Million USD**  
 per capita: **1,941 USD**  
 per capita, PPP: **3,932 Int. USD**  
 Local Currency: **Honduran Lempira / HNL**

### Governance

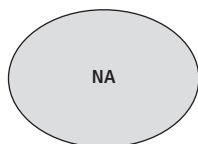
Local Self-Governments			
Unitary	1 <sup>st</sup> Level	2 <sup>nd</sup> Level	3 <sup>rd</sup> Level
	<i>Municipios</i>		
	Municipalities		
	<b>298</b>		

### Public Finance

General Government	Million USD	% of GDP
Expenditure	3,770	26.6
Capital Expenditure	763	5.4
Revenue	3,628	25.6
Gross Outstanding Debt	2,970	21.0

Local Government	Million USD	% of GDP	% of General
Expenditure	184	1.3	4.9
Capital Expenditure	54	0.4	7.1
Revenue	177	1.2	4.9
Gross Outstanding Debt	NA	NA	NA

#### Local Government Expenditure by function %



- General public services
- Public order and safety
- Economic affairs
- Environment protection
- Housing and community amenities
- Health
- Recreation, culture and religion
- Education
- Social protection

# europe

## HUNGARY

YEAR 2008

### People and Land

Population: **10.0 Million**  
 Urban Population: **67%**  
 Capital City: **BUDAPEST**  
**1.70 Million (17% of pop.)**  
 Metropolitan Area: **2.50 Million (25% of pop.)**  
 Total Area: **93,029 km<sup>2</sup>**  
 Density: **108 inh. km<sup>2</sup>**

### Macroeconomic Data

GDP  
 current price: **154,518 Million USD**  
 per capita: **15,393 USD**  
 per capita, PPP: **19,522 Int. USD**  
 Local Currency: **Forint / HUF**

### Governance


Local Self-Governments				
Unitary	1 <sup>st</sup> Level	2 <sup>nd</sup> Level	3 <sup>rd</sup> Level	
	<i>Települések (including Megyei Jogú Város, Többi Város, Község and Budapesti Kerülettel)</i>	<i>Megyék</i>		
	Settlements (including Towns of County Rank, other Towns, Villages and Budapest Districts)	Counties		
	<b>3,175</b>	<b>19</b>		

### Public Finance

General Government	Million USD	% of GDP
Expenditure	76,039	49.2
Capital Expenditure	4,474	2.9
Revenue	70,190	45.4
Gross Outstanding Debt	100,898	68.7

Local Government	Million USD	% of GDP	% of General
Expenditure	17,821	11.5	23.4
Capital Expenditure	1,990	1.3	44.5
Revenue	17,972	11.6	25.6
Gross Outstanding Debt	5,398	3.7	5.3

Local Government Expenditure by function %



# europe

## ICELAND

YEAR 2008

### People and Land

Population: **0.3 Million**  
 Urban Population: **92%**  
 Capital City: **REYKJAVIK**  
**0.12 Million (37% of pop.)**  
 Metropolitan Area: **0.20 Million (63% of pop.)**  
 Total Area: **103,000 km<sup>2</sup>**  
 Density: **3 inh. km<sup>2</sup>**

### Macroeconomic Data

GDP  
 current price: **16,788 Million USD**  
 per capita: **52,890 USD**  
 per capita, PPP: **36,078 Int. USD**  
 Local Currency: **Icelandic Krona / ISK**

### Governance

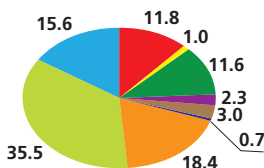
Local Self-Governments			
Unitary	1 <sup>st</sup> Level	2 <sup>nd</sup> Level	3 <sup>rd</sup> Level
	Municipalities		
	77		

### Public Finance

General Government	Million USD	% of GDP
Expenditure	9,707	57.8
Capital Expenditure	750	4.5
Revenue	7,431	44.3
Gross Outstanding Debt	8,644	70.6

Local Government	Million USD	% of GDP	% of General
Expenditure	2,199	13.1	22.7
Capital Expenditure	400	2.4	53.2
Revenue	2,345	14.0	31.6
Gross Outstanding Debt	926	7.6	10.7

Local Government Expenditure by function %



- General public services
- Public order and safety
- Economic affairs
- Environment protection
- Housing and community amenities
- Health
- Recreation, culture and religion
- Education
- Social protection

# asia-pacific

## INDONESIA

YEAR 2008

### People and Land

Population: **227.3 Million**  
 Urban Population: **57%**  
 Capital City: **JAKARTA**  
**8.50 Million (4% of pop.)**  
 Metropolitan Area: **15.40 Million (7% of pop.)**  
 Total Area: **1,811,570 km<sup>2</sup>**  
 Density: **126 inh. km<sup>2</sup>**

### Macroeconomic Data

GDP  
 current price: **510,729 Million USD**  
 per capita: **2,246 USD**  
 per capita, PPP: **3,994 Int. USD**  
 Local Currency: **Indonesian Rupiah / IDR**

### Governance

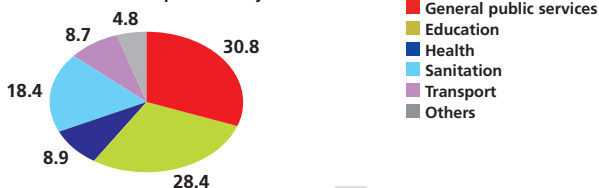
Local Self-Governments			
Unitary	1 <sup>st</sup> Level	2 <sup>nd</sup> Level	3 <sup>rd</sup> Level
	95 Kota + 388 Kabupaten	Provinsi	
	95 Cities + 388 Districts/Towns	Provinces	
	483	33	

### Public Finance

General Government	Million USD	% of GDP
Expenditure	89,936	17.6
Capital Expenditure	7,754	1.5
Revenue	NA	NA
Gross Outstanding Debt	NA	NA

Local Government	Million USD	% of GDP	% of General
Expenditure	22,093	4.3	24.6
Capital Expenditure	1,988	0.4	25.6
Revenue	27,116	5.3	NA
Gross Outstanding Debt	NA	NA	NA

Local Government Expenditure by function %



# middle-east west-asia

**YEAR 2007**

## IRAN, ISLAMIC REPUBLIC OF

### People and Land

Population:	<b>74.7 Million</b>
Urban Population:	<b>72%</b>
Capital City:	<b>TEHRAN</b>
	<b>7.96 Million (11% of pop.)</b>
Metropolitan Area:	<b>10.70 Million (14% of pop.)</b>
Total Area:	<b>1,648,000 km<sup>2</sup></b>
Density:	<b>45 inh. km<sup>2</sup></b>

### Macroeconomic Data

GDP	
current price:	<b>275,665 Million USD</b>
per capita:	<b>3,690 USD</b>
per capita, PPP:	<b>10,965 Int. USD</b>
Local Currency:	<b>Iranian Rial / IRR</b>

### Governance

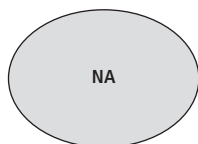
Unitary	Local Self-Governments		
	1 <sup>st</sup> Level	2 <sup>nd</sup> Level	3 <sup>rd</sup> Level
	Municipalities	Departments	Provinces
	<b>931</b>	<b>314</b>	<b>28</b>

### Public Finance

General Government	Million USD	% of GDP
Expenditure	<b>52,919</b>	<b>19.2</b>
Capital Expenditure	<b>NA</b>	<b>NA</b>
Revenue	<b>98,701</b>	<b>35.8</b>
Gross Outstanding Debt	<b>NA</b>	<b>NA</b>

Local Government	Million USD	% of GDP	% of General
Expenditure	<b>1,344</b>	<b>0.5</b>	<b>2.5</b>
Capital Expenditure	<b>NA</b>	<b>NA</b>	<b>NA</b>
Revenue	<b>4,806</b>	<b>1.7</b>	<b>4.9</b>
Gross Outstanding Debt	<b>NA</b>	<b>NA</b>	<b>NA</b>

#### Local Government Expenditure by function %



- General public services
- Public order and safety
- Economic affairs
- Environment protection
- Housing and community amenities
- Health
- Recreation, culture and religion
- Education
- Social protection

# europe

## IRELAND

YEAR 2008

### People and Land

Population: **4.4 Million**  
 Urban Population: **61%**  
 Capital City: **DUBLIN**  
**0.51 Million (11% of pop.)**  
 Metropolitan Area: **1.08 Million (24% of pop.)**  
 Total Area: **69,797 km<sup>2</sup>**  
 Density: **64 inh. km<sup>2</sup>**

### Macroeconomic Data

GDP  
 current price: **266,202 Million USD**  
 per capita: **59,915 USD**  
 per capita, PPP: **42,110 Int. USD**  
 Local Currency: **Euro / EUR**

### Governance

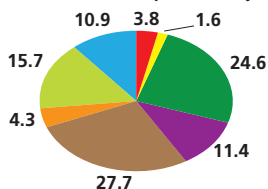
Local Self-Governments				
Unitary	1 <sup>st</sup> Level	2 <sup>nd</sup> Level	3 <sup>rd</sup> Level	
	Local authorities (including <i>Comhairlí Contae, Comhairlí Cathrach, Comhairlí Baile, Comhairlí Buirge</i> )	<i>Údarás Réigiúnach</i>		
	Local authorities (including County Councils, City Councils, 75 Town Councils and Borough Councils)	Regional authorities		
	114	8		

### Public Finance

General Government	Million USD	% of GDP
Expenditure	111,814	42.0
Capital Expenditure	13,528	5.1
Revenue	92,497	34.7
Gross Outstanding Debt	111,070	43.9

Local Government	Million USD	% of GDP	% of General
Expenditure	20,328	7.6	18.2
Capital Expenditure	8,454	3.2	62.5
Revenue	19,653	7.4	21.2
Gross Outstanding Debt	7,573	3.0	6.8

Local Government Expenditure by function %



- General public services
- Public order and safety
- Economic affairs
- Environment protection
- Housing and community amenities
- Health
- Recreation, culture and religion
- Education
- Social protection

# middle-east west-asia

YEAR 2007

ISRAEL

## People and Land

Population: **7.2 Million**  
 Urban Population: **92 %**  
 Capital City: **JERUSALEM**  
**0.73 Million (10% of pop.)**  
 Metropolitan Area: **NA**  
 Total Area: **20,406 km<sup>2</sup>**  
 Density: **352 inh. km<sup>2</sup>**

## Macroeconomic Data

GDP  
 current price: **166,994 Million USD**  
 per capita: **23,258 USD**  
 per capita, PPP: **26,801 Int. USD**  
 Local Currency: **New Israeli Shekel / ILS**

## Governance

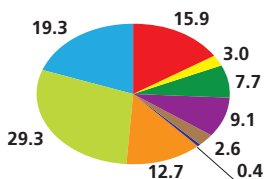
Local Self-Governments				
Unitary	1 <sup>st</sup> Level	2 <sup>nd</sup> Level	3 <sup>rd</sup> Level	
	Local Councils + Regional Councils + Municipalities			
	260			

## Public Finance

General Government	Million USD	% of GDP
Expenditure	73,731	44.1
Capital Expenditure	2,751	1.6
Revenue	74,380	44.5
Gross Outstanding Debt	NA	NA

Local Government	Million USD	% of GDP	% of General
Expenditure	9,355	5.6	12.7
Capital Expenditure	1,659	1.0	60.3
Revenue	9,458	5.6	12.7
Gross Outstanding Debt	NA	NA	NA

Local Government Expenditure by function %



- General public services
- Public order and safety\*
- Economic affairs
- Environment protection
- Housing and community amenities
- Health
- Recreation, culture and religion
- Education
- Social protection

\*Including Defense

# europe

## ITALY

YEAR 2008

### People and Land

Population: **59.8 Million**  
 Urban Population: **68%**  
 Capital City: **ROMA**  
 Metropolitan Area: **2.73 Million (5% of pop.)**  
 Metropolitan Area: **3.50 Million (6% of pop.)**  
 Total Area: **301,336 km<sup>2</sup>**  
 Density: **199 inh. km<sup>2</sup>**

### Macroeconomic Data

GDP  
 current price: **2,295,536 Million USD**  
 per capita: **38,366 USD**  
 per capita, PPP: **30,520 Int. USD**  
 Local Currency: **Euro / EUR**

### Governance

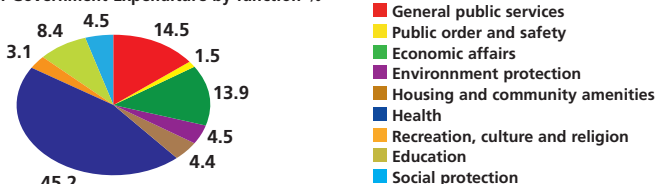
Unitary	Local Self-Governments		
	1 <sup>st</sup> Level	2 <sup>nd</sup> Level	3 <sup>rd</sup> Level
	<i>Comuni</i>	<i>Province</i>	<i>Regioni</i>
	Municipalities	Provinces	Regions
	8,101	110	20

### Public Finance

General Government	Million USD	% of GDP
Expenditure	1,121,154	48.8
Capital Expenditure	50,662	2.2
Revenue	1,059,720	46.2
Gross Outstanding Debt	2,313,563	106.1

Local Government	Million USD	% of GDP	% of General
Expenditure	355,753	15.5	31.7
Capital Expenditure	39,161	1.7	77.3
Revenue	348,072	15.2	32.8
Gross Outstanding Debt	176,683	8.1	7.6

Local Government Expenditure by function %





# latin america

YEAR 2006

## JAMAICA

### People and Land

Population: **2.6 Million**  
 Urban Population: **53%**  
 Capital City: **KINGSTON**  
**0.60 Million (23% of pop.)**  
 Metropolitan Area: **NA**  
 Total Area: **10,991 km<sup>2</sup>**  
 Density: **237 inh. km<sup>2</sup>**

### Macroeconomic Data

GDP  
 current price: **11,988 Million USD**  
 per capita: **4,610 USD**  
 per capita, PPP: **7,415 Int. USD**  
 Local Currency: **Jamaican Dollar / JMD**

### Governance

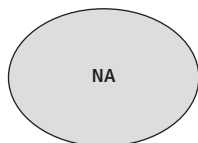
Local Self-Governments			
Unitary	1 <sup>st</sup> Level	2 <sup>nd</sup> Level	3 <sup>rd</sup> Level
	Parish Councils		
	14		

### Public Finance

General Government	Million USD	% of GDP
Expenditure	3,912	32.6
Capital Expenditure	NA	NA
Revenue	3,990	33.3
Gross Outstanding Debt	NA	NA

Local Government	Million USD	% of GDP	% of General
Expenditure	34	0.3	0.9
Capital Expenditure	NA	NA	NA
Revenue	34	0.3	0.9
Gross Outstanding Debt	NA	NA	NA

#### Local Government Expenditure by function %



- General public services
- Public order and safety
- Economic affairs
- Environment protection
- Housing and community amenities
- Health
- Recreation, culture and religion
- Education
- Social protection

# asia-pacific

YEAR 2008

## JAPAN

### People and Land

Population: **127.7 Million**  
 Urban Population: **66%**  
 Capital City: **TOKYO**  
**12.79 Million (10% of pop.)**  
 Metropolitan Area: **42.37 Million (33% of pop.)**  
 Total Area: **377,910 km<sup>2</sup>**  
 Density: **338 inh. km<sup>2</sup>**

### Macroeconomic Data

GDP  
 current price: **4,910,684 Million USD**  
 per capita: **38,454 USD**  
 per capita, PPP: **34,129 Int. USD**  
 Local Currency: **Japanese Yen / JPY**

### Governance

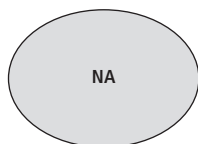
Local Self-Governments			
Unitary	1 <sup>st</sup> Level	2 <sup>nd</sup> Level	3 <sup>rd</sup> Level
	<i>Shi/Shô/Son</i>	<i>Todojuken</i>	
	Municipalities	Prefectures	
	1 781	47	

### Public Finance

General Government	Million USD	% of GDP
Expenditure	1,822,113	37.1
Capital Expenditure	146,561	3.0
Revenue	1,687,706	34.4
Gross Outstanding Debt	10,238,248	183.1

Local Government	Million USD	% of GDP	% of General
Expenditure	867,767	17.7	47.6
Capital Expenditure	115,202	2.3	78.6
Revenue	892,167	18.2	52.9
Gross Outstanding Debt	1,882,635	33.7	18.4

#### Local Government Expenditure by function %



- General public services
- Public order and safety
- Economic affairs
- Environment protection
- Housing and community amenities
- Health
- Recreation, culture and religion
- Education
- Social protection

# middle-east west-asia

YEAR 2008

JORDAN

## People and Land

Population: **5.9 Million**  
 Urban Population: **78.4%**  
 Capital City: **AMMAN**  
**1.06 Million (18% of pop.)**  
 Metropolitan Area: **2.26 Million (38% of pop.)**  
 Total Area: **88,778 km<sup>2</sup>**  
 Density: **66 inh. km<sup>2</sup>**

## Macroeconomic Data

GDP  
 current price: **21,207 Million USD**  
 per capita: **3,594 USD**  
 per capita, PPP: **5,474 Int. USD**  
 Local Currency: **Jordanian Dinar / JOD**

## Governance

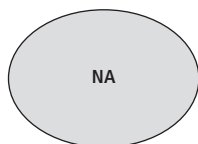
Local Self-Governments			
Unitary	1 <sup>st</sup> Level	2 <sup>nd</sup> Level	3 <sup>rd</sup> Level
	<i>Baladyat</i>	<i>Mouhafazat</i>	<i>Aqaleem</i>
	Municipalities	Departments/Administrative Divisions	Regions
	94	12	3

## Public Finance

General Government	Million USD	% of GDP
Expenditure	7,650	36.1
Capital Expenditure	1,337	6.3
Revenue	6,162	29.1
Gross Outstanding Debt	11,616	54.7

Local Government	Million USD	% of GDP	% of General
Expenditure	737	3.5	9.6
Capital Expenditure	430	2.0	32.2
Revenue	692	3.3	11.2
Gross Outstanding Debt	89	0.4	0.8

### Local Government Expenditure by function %



- General public services
- Public order and safety
- Economic affairs
- Environment protection
- Housing and community amenities
- Health
- Recreation, culture and religion
- Education
- Social protection

## euro-asia

YEAR 2007

## KAZAKHSTAN

## People and Land

Population:	<b>15.5 Million</b>
Urban Population:	<b>58%</b>
Capital City:	<b>ASTANA</b>
	<b>0.58 Million (4% of pop.)</b>
Metropolitan Area:	<b>NA</b>
Total Area:	<b>2,724,900 km<sup>2</sup></b>
Density:	<b>6 inh. km<sup>2</sup></b>

## Macroeconomic Data

GDP	
current price:	<b>104,850 Million USD</b>
per capita:	<b>6,773 USD</b>
per capita, PPP:	<b>10,873 Int.USD</b>
Local Currency:	<b>Kazakh Tenge / KZT</b>

## Governance

Local Self-Governments *				
Unitary	1 <sup>st</sup> Level	2 <sup>nd</sup> Level	3 <sup>rd</sup> Level	
	2,636 Rural Settlements + 49 Sub-rayon Towns	160 Districts ( <i>Rayons</i> ) + 39 Cities	14 Provinces ( <i>Oblystar</i> ) + 2 Special Status Bodies	
	<b>2,685</b>	<b>199</b>	<b>16</b>	

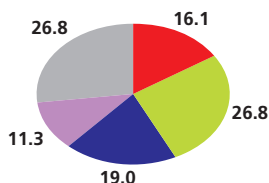
\* Local Self-Governments do not exist

## Public Finance

General Government	Million USD	% of GDP
Expenditure	<b>15,597</b>	<b>14.9</b>
Capital Expenditure	<b>NA</b>	<b>NA</b>
Revenue	<b>18,750</b>	<b>17.9</b>
Gross Outstanding Debt	<b>5,728</b>	<b>5.3</b>

Local Government	Million USD	% of GDP	% of General
Expenditure	<b>8,065</b>	<b>7.7</b>	<b>51.7</b>
Capital Expenditure	<b>NA</b>	<b>NA</b>	<b>NA</b>
Revenue	<b>11,802</b>	<b>11.3</b>	<b>62.9</b>
Gross Outstanding Debt	<b>586</b>	<b>0.5</b>	<b>10.2</b>

## Local Government Expenditure by function %



- General public services
- Education
- Health
- Sanitation
- Transport
- Others

# africa

## KENYA

YEAR 2007

### People and Land

Population: **37.8 Million**  
 Urban Population: **22%**  
 Capital City: **NAIROBI**  
**3.01 Million (8% of pop.)**  
 Metropolitan Area: **3.50 Million (9% of pop.)**  
 Total Area: **580,370 km<sup>2</sup>**  
 Density: **65 inh. km<sup>2</sup>**

### Macroeconomic Data

GDP  
 current price: **27,124 Million USD**  
 per capita: **718 USD**  
 per capita, PPP: **1,533 Int.USD**  
 Local Currency: **Keynian Shilling / KES**

### Governance

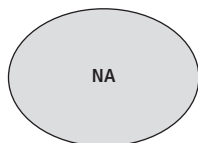
Local Self-Governments			
Unitary	1 <sup>st</sup> Level	2 <sup>nd</sup> Level	3 <sup>rd</sup> Level
	Municipalities		
	175		

### Public Finance

General Government	Million USD	% of GDP
Expenditure	5,541	20.4
Capital Expenditure	387	1.4
Revenue	NA	NA
Gross Outstanding Debt	NA	NA

Local Government	Million USD	% of GDP	% of General
Expenditure	252	0.9	4.5
Capital Expenditure	38	0.1	9.8
Revenue	NA	NA	NA
Gross Outstanding Debt	NA	NA	NA

#### Local Government Expenditure by function %



- General public services
- Public order and safety
- Economic affairs
- Environment protection
- Housing and community amenities
- Health
- Recreation, culture and religion
- Education
- Social protection

# asia-pacific

## KOREA, REPUBLIC OF

YEAR 2006

### People and Land

Population: **48.3 Million**  
 Urban Population: **81%**  
 Capital City: **SEOUL**  
**10.5 Million (21% of pop.)**  
 Metropolitan Area: **22.5 Million (46% of pop.)**  
 Total Area: **97,000 km<sup>2</sup>**  
 Density: **498 inh. km<sup>2</sup>**

### Macroeconomic Data

GDP  
 current price: **951,773 Million USD**  
 per capita: **19,707 USD**  
 per capita, PPP: **24,661 int. USD**  
 Local Currency: **South Korean Won / KRW**

### Governance

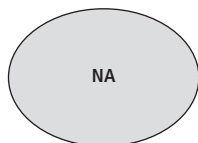
Local Self-Governments			
Unitary	1 <sup>st</sup> Level	2 <sup>nd</sup> Level	3 <sup>rd</sup> Level
	75 Si + 86 Gun + 67 Gu	7 Gwangyuk-Shi + 9 Do	
	75 Cities + 86 Counties + 67 Districts	7 Metropolitan Governments + 9 Provincial Governments	
	228	16	

### Public Finance

General Government	Million USD	% of GDP
Expenditure	270,504	28.4
Capital Expenditure	47,130	5.0
Revenue	307,826	32.3
Gross Outstanding Debt	254,689	26.1

Local Government	Million USD	% of GDP	% of General
Expenditure	122,475	12.9	45.3
Capital Expenditure	34,717	3.6	73.7
Revenue	123,458	13.0	40.1
Gross Outstanding Debt	2,790	0.3	1.1

#### Local Government Expenditure by function %



- General public services
- Public order and safety
- Economic affairs
- Environment protection
- Housing and community amenities
- Health
- Recreation, culture and religion
- Education
- Social protection

# euro-asia

## KYRGYZSTAN

YEAR 2006

### People and Land

Population:	<b>5.2 Million</b>
Urban Population:	<b>0.4%</b>
Capital City:	<b>BICHKEK</b>
	<b>1.02 Million (20% of pop.)</b>
Metropolitan Area:	<b>1.36 Million (35% of pop.)</b>
Total Area:	<b>198,500 km<sup>2</sup></b>
Density:	<b>26 inh. km<sup>2</sup></b>

### Macroeconomic Data

GDP	
current price:	<b>2,834 Million USD</b>
per capita:	<b>546 USD</b>
per capita, PPP:	<b>1,820 Int. USD</b>
Local Currency:	<b>Kyrgyz Som / KGS</b>

### Governance

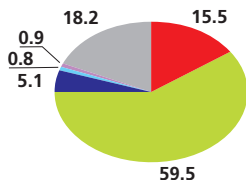
Local Self-Governments			
Unitary	1 <sup>st</sup> Level	2 <sup>nd</sup> Level	3 <sup>rd</sup> Level
	11 Cities of Rayon Subordination + 16 Urban-Type Settlements + 429 Settlements ( <i>Aiyyls</i> )	40 Districts ( <i>Rayons</i> ) + 12 Cities of Oblast Subordination	<i>Oblasts</i> 7 Provinces + 2 Special Status Territories (Bishkek and Osh)
	456	52	9

### Public Finance

General Government	Million USD	% of GDP
Expenditure	568	20.0
Capital Expenditure	NA	NA
Revenue	621	21.9
Gross Outstanding Debt	NA	NA

Local Government	Million USD	% of GDP	% of General
Expenditure	155	5.5	27.3
Capital Expenditure	NA	NA	NA
Revenue	172	6.1	27.7
Gross Outstanding Debt	NA	NA	NA

Local Government Expenditure by function %



- General public services
- Education
- Health
- Sanitation
- Transport
- Others

# europe

## LATVIA

YEAR 2008

### People and Land

Population: **2.3 Million**  
 Urban Population: **68%**  
 Capital City: **RIGA**  
 Metropolitan Area: **0.72 Million (32% of pop.)**  
 Metropolitan Area: **1.14 Million (50% of pop.)**  
 Total Area: **64,589 km<sup>2</sup>**  
 Density: **35 inh. km<sup>2</sup>**

### Macroeconomic Data

GDP  
 current price: **33,729 Million USD**  
 per capita: **14,884 USD**  
 per capita, PPP: **17,111 Int. USD**  
 Local Currency: **Lats / LVL**

### Governance

Local Self-Governments			
Unitary	1 <sup>st</sup> Level	2 <sup>nd</sup> Level	3 <sup>rd</sup> Level
	<i>Novadi and Pilsetas</i>		
	"Amalgamated Municipalities" and "Republican Cities"		
	118		

### Public Finance

General Government	Million USD	% of GDP
Expenditure	13,080	38.8
Capital Expenditure	1,629	4.8
Revenue	11,680	34.6
Gross Outstanding Debt	6,232	19.5

Local Government	Million USD	% of GDP	% of General
Expenditure	4,044	12.0	30.9
Capital Expenditure	1,030	3.1	63.3
Revenue	3,620	10.7	31.0
Gross Outstanding Debt	1,310	4.1	21.0

Local Government Expenditure by function %





# europe

## LITHUANIA

YEAR 2008

### People and Land

Population:	<b>3.4 Million</b>
Urban Population:	<b>67%</b>
Capital City:	<b>VILNIUS</b>
	<b>0.56 Million (17% of pop.)</b>
Metropolitan Area:	<b>0.85 Million (25% of pop.)</b>
Total Area:	<b>65,300 km<sup>2</sup></b>
Density:	<b>51 inh. km<sup>2</sup></b>

### Macroeconomic Data

GDP	
current price:	<b>47,149 Million USD</b>
per capita:	<b>14,040 USD</b>
per capita, PPP:	<b>19,090 Int. USD</b>
Local Currency:	<b>Lithuanian Litas / LTL</b>

### Governance


Local Self-Governments			
Unitary	1 <sup>st</sup> Level	2 <sup>nd</sup> Level	3 <sup>rd</sup> Level
	<i>Savivaldybė</i> (including <i>Rajonas</i> , <i>Miestas</i> and other <i>Savivaldybė</i> )		
	Municipalities (including Districts, Towns and other Municipalities)		
	<b>60</b>		

### Public Finance

General Government	Million USD	% of GDP
Expenditure	17,657	37.4
Capital Expenditure	2,338	5.0
Revenue	16,110	34.2
Gross Outstanding Debt	7,004	15.6

Local Government	Million USD	% of GDP	% of General
Expenditure	4,409	9.4	25.0
Capital Expenditure	941	2.0	40.2
Revenue	4,304	9.1	26.7
Gross Outstanding Debt	532	1.2	7.6

Local Government Expenditure by function %



YEAR 2008

People and Land

Population: **0.5 Million**  
 Urban Population: **83%**  
 Capital City: **LUXEMBOURG**  
 0.09 Million (17% of pop.)  
 Metropolitan Area: **0.14 Million (28% of pop.)**  
 Total Area: **2,586 km<sup>2</sup>**  
 Density: **189 inh. km<sup>2</sup>**

Macroeconomic Data

GDP  
 current price: **57,611 Million USD**  
 per capita: **117,911 USD**  
 per capita, PPP: **81,990 Int. USD**  
 Local Currency: **Euro / EUR**

Governance

Local Self-Governments			
Unitary	1 <sup>st</sup> Level	2 <sup>nd</sup> Level	3 <sup>rd</sup> Level
	Communes		
	Municipalities		
	116		

Public Finance

General Government	Million USD	% of GDP
Expenditure	21,418	37.2
Capital Expenditure	1,861	3.2
Revenue	23,077	40.1
Gross Outstanding Debt	7,484	13.7

Local Government	Million USD	% of GDP	% of General
Expenditure	2,716	4.7	12.7
Capital Expenditure	744	1.3	40.0
Revenue	2,947	5.1	12.8
Gross Outstanding Debt	1,197	2.2	16.0

Local Government Expenditure by function %



# africa

## MALAWI

YEAR 2007

### People and Land

Population: **14.4 Million**  
 Urban Population: **19%**  
 Capital City: **LILONGWE**  
**0.73 Million (5% of pop.)**  
 Metropolitan Area: **NA**  
 Total Area: **118,840 km<sup>2</sup>**  
 Density: **122 inh. km<sup>2</sup>**

### Macroeconomic Data

GDP  
 current price: **3,586 Million USD**  
 per capita: **248 USD**  
 per capita, PPP: **739 Int. USD**  
 Local Currency: **Malawi Kwacha / MWK**

### Governance

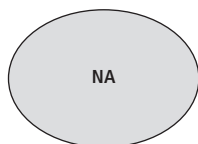
Local Self-Governments			
Unitary	1 <sup>st</sup> Level	2 <sup>nd</sup> Level	3 <sup>rd</sup> Level
	Municipalities		
	40		

### Public Finance

General Government	Million USD	% of GDP
Expenditure	1,312	36.6
Capital Expenditure	489	13.6
Revenue	NA	NA
Gross Outstanding Debt	NA	NA

Local Government	Million USD	% of GDP	% of General
Expenditure	111	3.1	8.5
Capital Expenditure	20	0.6	4.1
Revenue	99	2.8	NA
Gross Outstanding Debt	NA	NA	NA

#### Local Government Expenditure by function %



- General public services
- Public order and safety
- Economic affairs
- Environment protection
- Housing and community amenities
- Health
- Recreation, culture and religion
- Education
- Social protection

africa

MALI

YEAR 2007

People and Land

Population: **12.4 Million**  
 Urban Population: **32%**  
 Capital City: **BAMAKO**  
**1.49 Million (12% of pop.)**  
 Metropolitan Area: **1.92 Million (15% of pop.)**  
 Total Area: **1,241,190 km<sup>2</sup>**  
 Density: **10 inh. km<sup>2</sup>**

Macroeconomic Data

GDP  
 current price: **6,848 Million USD**  
 per capita: **552 USD**  
 per capita, PPP: **1,078 Int. USD**  
 Local Currency: **CFA Franc BCEAO / XOP**

Governance

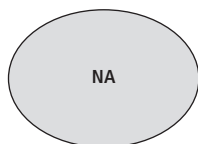
Local Self-Governments			
Unitary	1 <sup>st</sup> Level	2 <sup>nd</sup> Level	3 <sup>rd</sup> Level
	<i>Communes</i>	<i>Cercles</i>	<i>8 Régions</i> <i>+ 1 District (Bamako)</i>
	Municipalities	Districts	
	<b>703</b>	<b>49</b>	<b>9</b>

Public Finance

General Government	Million USD	% of GDP
Expenditure	<b>1,858</b>	<b>27.1</b>
Capital Expenditure	<b>808</b>	<b>11.8</b>
Revenue	<b>1,599</b>	<b>23.3</b>
Gross Outstanding Debt	<b>1,909</b>	<b>25.9</b>

Local Government	Million USD	% of GDP	% of General
Expenditure	<b>64</b>	<b>0.9</b>	<b>3.4</b>
Capital Expenditure	<b>26</b>	<b>0.4</b>	<b>3.2</b>
Revenue	<b>57</b>	<b>0.8</b>	<b>3.6</b>
Gross Outstanding Debt	<b>NA</b>	<b>NA</b>	<b>NA</b>

Local Government Expenditure by function %



- General public services
- Public order and safety
- Economic affairs
- Environment protection
- Housing and community amenities
- Health
- Recreation, culture and religion
- Education
- Social protection

# europe

## MALTA

YEAR 2008

### People and Land

Population: **0.4 Million**  
 Urban Population: **94%**  
 Capital City: **VALLETTA**  
**0.01 Million (1% of pop.)**  
 Metropolitan Area: **0.08 Million (19% of pop.)**  
 Total Area: **316 km<sup>2</sup>**  
 Density: **1,306 inh. km<sup>2</sup>**

### Macroeconomic Data

GDP  
 current price: **8,313 Million USD**  
 per capita: **20,164 USD**  
 per capita, PPP: **23,971 Int. USD**  
 Local Currency: **Euro / EUR**

### Governance

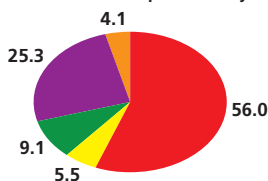
Local Self-Governments				
Unitary	1 <sup>st</sup> Level	2 <sup>nd</sup> Level	3 <sup>rd</sup> Level	
	Local Councils / <i>Kunsilli Lokali</i>			
	Local Councils			
	68			

### Public Finance

General Government	Million USD	% of GDP
Expenditure	3,738	45.0
Capital Expenditure	194	2.3
Revenue	3,365	40.5
Gross Outstanding Debt	5,044	63.9

Local Government	Million USD	% of GDP	% of General
Expenditure	46	0.6	1.2
Capital Expenditure	9	0.1	4.8
Revenue	46	0.6	1.4
Gross Outstanding Debt	4	0.0	0.1

Local Government Expenditure by function %



- General public services
- Public order and safety
- Economic affairs
- Environment protection
- Housing and community amenities
- Health
- Recreation, culture and religion
- Education
- Social protection

africa

MAURITANIA

YEAR 2008

## People and Land

Population:	<b>3.2 Million</b>
Urban Population:	<b>41%</b>
Capital City:	<b>NOUAKCHOTT</b>
	<b>0.67 Million (21% of pop.)</b>
Metropolitan Area:	<b>NA</b>
Total Area:	<b>1,030,700 km<sup>2</sup></b>
Density:	<b>3 inh. km<sup>2</sup></b>

## Macroeconomic Data

GDP	
current price:	<b>2,862 Million USD</b>
per capita:	<b>894 USD</b>
per capita, PPP:	<b>NA</b>
Local Currency:	<b>CFA Franc BCEAO / XOP</b>

## Governance

Unitary	Local Self-Governments		
	1 <sup>st</sup> Level	2 <sup>nd</sup> Level	3 <sup>rd</sup> Level
	<i>Communes</i>	<i>Moughataas</i>	<i>Wilayas</i>
Municipalities	Departments	Regions	
	<b>216</b>	<b>53</b>	<b>13</b>

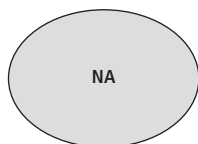
## Public Finance

General Government	Million USD	% of GDP
Expenditure	<b>957</b>	<b>33.4</b>
Capital Expenditure	<b>204</b>	<b>7.1</b>
Revenue	<b>691</b>	<b>24.1</b>
Gross Outstanding Debt	<b>NA</b>	<b>NA</b>

Local Government	Million USD	% of GDP	% of General
Expenditure	<b>5</b>	<b>0.2</b>	<b>0.5</b>
Capital Expenditure	<b>0.8</b>	<b>NS*</b>	<b>0.4</b>
Revenue	<b>5</b>	<b>0.2</b>	<b>0.7</b>
Gross Outstanding Debt	<b>NA</b>	<b>NA</b>	<b>NA</b>

\* Non significant

## Local Government Expenditure by function %



- General public services
- Public order and safety
- Economic affairs
- Environment protection
- Housing and community amenities
- Health
- Recreation, culture and religion
- Education
- Social protection

# latin america

YEAR 2008

## MEXICO

### People and Land

Population: **106,4 Million**  
 Urban Population: **77%**  
 Capital City: **MEXICO**  
                   **8.84 Million (8% of pop.)**  
 Metropolitan Area: **21.20 Million (20% of pop.)**  
 Total Area: **1,958,200 km<sup>2</sup>**  
 Density: **54 inh. km<sup>2</sup>**

### Macroeconomic Data

GDP  
 current price: **1,087,600 Million USD**  
 per capita: **10,227 USD**  
 per capita, PPP: **14,750 Int. USD**  
 Local Currency: **Mexican Peso / MXN**

### Governance

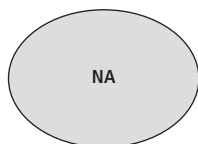
Federal	Local Self-Governments			Federated States
	1 <sup>st</sup> Level	2 <sup>nd</sup> Level	3 <sup>rd</sup> Level	
	<i>Municipios</i>			<i>Estados</i>
	Municipalities			States
	2,439			32

### Public Finance

General Government	Million USD	% of GDP
Expenditure	339,502	31.2
Capital Expenditure	18,498	1.7
Revenue	312,679	28.7
Gross Outstanding Debt	266,524	24.5

Local Government	Million USD	% of GDP	% of General
Expenditure	21,969	2.0	6.5
Capital Expenditure	6,158	0.6	33.3
Revenue	23,007	2.1	7.4
Gross Outstanding Debt	1,797	0.2	0.7

#### Local Government Expenditure by function %



- General public services
- Public order and safety
- Economic affairs
- Environment protection
- Housing and community amenities
- Health
- Recreation, culture and religion
- Education
- Social protection

YEAR 2008

## MOLDOVA, REPUBLIC OF

## People and Land

Population:	<b>3.6 Million</b>
Urban Population:	<b>43%</b>
Capital City:	<b>CHISINAU</b>
	<b>0.78 Million (22% of pop.)</b>
Metropolitan Area:	<b>1.44 Million (40% of pop.)</b>
Total Area:	<b>33,846 km<sup>2</sup></b>
Density:	<b>107 inh. km<sup>2</sup></b>

## Macroeconomic Data

GDP	
current price:	<b>6,047 Million USD</b>
per capita:	<b>1,664 USD</b>
per capita, PPP:	<b>2,979 Int.USD</b>
Local Currency:	<b>Moldavian Leu / MDL</b>

## Governance

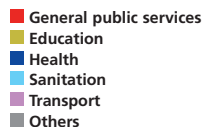
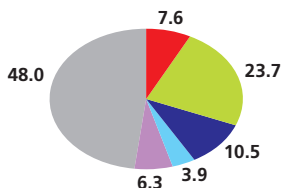
Unitary	Local Self-Governments		
	1 <sup>st</sup> Level	2 <sup>nd</sup> Level	3 <sup>rd</sup> Level
	65 Towns + 917 Villages	32 Districts ( <i>Rayons</i> ) + 5 Municipia	Autonomous Territorial Unit
	982	37	1

## Public Finance

General Government	Million USD	% of GDP
Expenditure	1,808	29.9
Capital Expenditure	129	2.1
Revenue	2,145	35.5
Gross Outstanding Debt	1,203	19.9

Local Government	Million USD	% of GDP	% of General
Expenditure	394	6.5	21.8
Capital Expenditure	25	0.4	19.4
Revenue	543	9.0	25.3
Gross Outstanding Debt	12	0.2	1.0

Local Government Expenditure by function %





## euro-asia

YEAR 2007

## MONGOLIA

## People and Land

Population:	<b>2.6 Million</b>
Urban Population:	<b>57%</b>
Capital City:	<b>ULAANBAATAR</b>
	<b>0.88 Million (34% of pop.)</b>
Metropolitan Area:	<b>NA</b>
Total Area:	<b>1,556,500 km<sup>2</sup></b>
Density:	<b>2 inh. km<sup>2</sup></b>

## Macroeconomic Data

GDP	
current price:	<b>3,931 Million USD</b>
per capita:	<b>1,512 USD</b>
per capita, PPP:	<b>3,235 Int. USD</b>
Local Currency:	<b>Mongolian Togrog / MNT</b>

## Governance

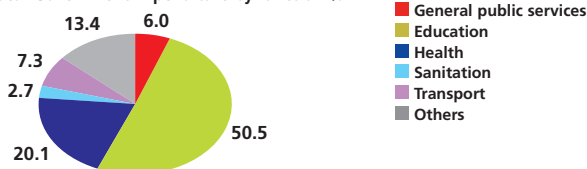
Federal	Local Self-Governments			Federated States
	1 <sup>st</sup> Level	2 <sup>nd</sup> Level	3 <sup>rd</sup> Level	
	<i>Baghs</i>	<i>Somons or Soums</i>		
Municipalities	Districts		21 States + Capital City	
	1,560	331		22

## Public Finance

General Government	Million USD	% of GDP
Expenditure	1,032	26.3
Capital Expenditure	NA	NA
Revenue	1,721	43.8
Gross Outstanding Debt	1,846	47.0

Local Government	Million USD	% of GDP	% of General
Expenditure	87	2.2	8.4
Capital Expenditure	NA	NA	NA
Revenue	120	3.1	7.0
Gross Outstanding Debt	3	0.2	0.2

Local Government Expenditure by function %



# africa

## MOROCCO

YEAR 2007

### People and Land

Population: **31.2 Million**  
 Urban Population: **56%**  
 Capital City: **RABAT**  
**0.63 Million (2% of pop.)**  
 Metropolitan Area: **1.89 Million (6% of pop.)**  
 Total Area: **446,550 km<sup>2</sup>**  
 Density: **70 inh. km<sup>2</sup>**

### Macroeconomic Data

GDP  
 current price: **75,226 Million USD**  
 per capita: **2,410 USD**  
 per capita, PPP: **4,003 Int. USD**  
 Local Currency: **Moroccan Dirham / MAD**

### Governance

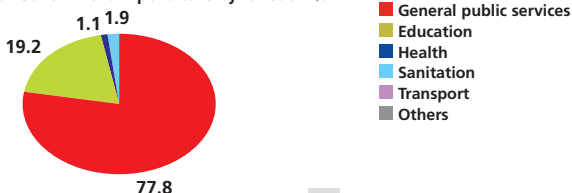
Unitary	Local Self-Governments		
	1 <sup>st</sup> Level	2 <sup>nd</sup> Level	3 <sup>rd</sup> Level
	221 <i>Communes urbaines</i> + 1,282 <i>Communes rurales</i>	13 <i>Préfectures</i> + 49 <i>Provinces</i>	<i>Régions</i>
221 Urban Municipalities + 1,282 Rural Municipalities	13 Prefectures + 49 Provinces	Regions	
1,503	62	16	

### Public Finance

General Government	Million USD	% of GDP
Expenditure	21,929	29.2
Capital Expenditure	NA	NA
Revenue	27,691	36.8
Gross Outstanding Debt	NA	NA

Local Government	Million USD	% of GDP	% of General
Expenditure	1,680	2.2	7.7
Capital Expenditure	524	0.7	NA
Revenue	2,912	3.9	10.5
Gross Outstanding Debt	842	1.1	NA

Local Government Expenditure by function %



# africa

YEAR 2009

## MOZAMBIQUE

### People and Land

Population: **22.4 Million**  
 Urban Population: **37%**  
 Capital City: **MAPUTO**  
                   **1.10 Million (5% of pop.)**  
 Metropolitan Area: **1.20 Million (5% of pop.)**  
 Total Area: **799,380 km<sup>2</sup>**  
 Density: **28 inh. km<sup>2</sup>**

### Macroeconomic Data

GDP  
 current price: **10,468 Million USD**  
 per capita: **468 USD**  
 per capita, PPP: **838 Int. USD**  
 Local Currency: **Mozambican Metical / MZM**

### Governance

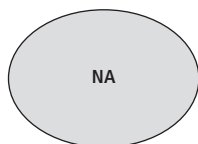
Local Self-Governments			
Unitary	1 <sup>st</sup> Level	2 <sup>nd</sup> Level	3 <sup>rd</sup> Level
	Municipalities	Provinces	
	43	11	

### Public Finance

General Government	Million USD	% of GDP
Expenditure	3,568	34.1
Capital Expenditure	1,725	16.5
Revenue	NA	NA
Gross Outstanding Debt	NA	NA

Local Government	Million USD	% of GDP	% of General
Expenditure	86	0.8	2.4
Capital Expenditure	45	0.4	2.6
Revenue	28	0.3	NA
Gross Outstanding Debt	NA	NA	NA

#### Local Government Expenditure by function %



- General public services
- Public order and safety
- Economic affairs
- Environment protection
- Housing and community amenities
- Health
- Recreation, culture and religion
- Education
- Social protection

# asia-pacific

## NEPAL

YEAR 2008

### People and Land

Population: **28.8 Million**  
 Urban Population: **17%**  
 Capital City: **KATHMANDU**  
**0.89 Million (3% of pop.)**  
 Metropolitan Area: **NA Million**  
 Total Area: **147,180 km<sup>2</sup>**  
 Density: **196 inh. km<sup>2</sup>**

### Macroeconomic Data

GDP  
 current price: **11,731 Million USD**  
 per capita: **407 USD**  
 per capita, PPP: **1,104 Int. USD**  
 Local Currency: **Nepalese Rupee / NPR**

### Governance

	Local Self-Governments			Federated States
	1 <sup>st</sup> Level	2 <sup>nd</sup> Level	3 <sup>rd</sup> Level	
Federal *	58 Municipalities + 3,915 Villages Development Committees	Districts Development Committees		In transformation
	3,973	75		

\* Transformation process: from unitary to federal

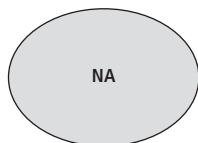
### Public Finance

General Government	Million USD	% of GDP
Expenditure	2,332	19.9
Capital Expenditure	774	6.6
Revenue	1,556	13.3
Gross Outstanding Debt	426	3.6

Local Government	Million USD	% of GDP	% of General
Expenditure	202	1.7	8.7
Capital Expenditure	150	1.3	19.4
Revenue	217	1.8	13.9
Gross Outstanding Debt	0.4	NS*	0.1

\* Non significant

### Local Government Expenditure by function %



- General public services
- Public order and safety
- Economic affairs
- Environment protection
- Housing and community amenities
- Health
- Recreation, culture and religion
- Education
- Social protection

YEAR 2008

People and Land

Population: **16.4 Million**  
 Urban Population: **81%**  
 Capital City: **AMSTERDAM**  
 0.75 Million (5% of pop.)  
 Metropolitan Area: **2.16 Million (13% of pop.)**  
 Total Area: **33,920 km<sup>2</sup>**  
 Density: **485 inh. km<sup>2</sup>**

Macroeconomic Data

GDP  
 current price: **872,449 Million USD**  
 per capita: **53,069 USD**  
 per capita, PPP: **40,558 Int. USD**  
 Local Currency: **Euro / EUR**

Governance

Local Self-Governments			
Unitary	1 <sup>st</sup> Level	2 <sup>nd</sup> Level	3 <sup>rd</sup> Level
	<i>Gemeenten</i>	<i>Provincies</i>	
	Municipalities	Provinces	
	<b>441</b>	<b>12</b>	

Public Finance

General Government	Million USD	% of GDP
Expenditure	400,517	45.9
Capital Expenditure	30,332	3.5
Revenue	406,417	46.6
Gross Outstanding Debt	482,179	58.2

Local Government	Million USD	% of GDP	% of General
Expenditure	137,490	15.8	34.3
Capital Expenditure	20,818	2.4	68.6
Revenue	133,714	15.3	32.9
Gross Outstanding Debt	59,759	7.2	12.4

Local Government Expenditure by function %



# asia-pacific

## NEW ZEALAND

YEAR 2008

### People and Land

Population: **4.3 Million**  
 Urban Population: **86 %**  
 Capital City: **WELLINGTON**  
                   **0.20 Million (5% of pop.)**  
 Metropolitan Area: **0.48 Million (11% of pop.)**  
 Total Area: **270,530 km<sup>2</sup>**  
 Density: **16 inh. km<sup>2</sup>**

### Macroeconomic Data

GDP  
 current price: **126,148 Million USD**  
 per capita: **29,550 USD**  
 per capita, PPP: **27,260 Int. USD**  
 Local Currency: **New Zealand Dollar / NZD**

### Governance

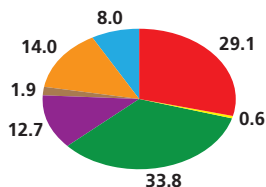
Local Self-Governments			
Unitary	1 <sup>st</sup> Level	2 <sup>nd</sup> Level	3 <sup>rd</sup> Level
	Municipalities	Regions	
	73	12	

### Public Finance

General Government	Million USD	% of GDP
Expenditure	52,089	41.3
Capital Expenditure	3,606	2.9
Revenue	55,751	44.2
Gross Outstanding Debt	31,912	25.3

Local Government	Million USD	% of GDP	% of General
Expenditure	4,364	3.5	8.4
Capital Expenditure	2,162	1.7	60.0
Revenue	4,327	3.4	7.8
Gross Outstanding Debt	4,308	3.4	13.5

Local Government Expenditure by function %



- General public services
- Public order and safety
- Economic affairs
- Environment protection
- Housing and community amenities
- Health
- Recreation, culture and religion
- Education
- Social protection

# africa

## NIGER

YEAR 2007

### People and Land

Population: **14.1 Million**  
 Urban Population: **16%**  
 Capital City: **NIAMEY**  
                   **0.91 Million (6% of pop.)**  
 Metropolitan Area: **NA**  
 Total Area: **1,267,000 km<sup>2</sup>**  
 Density: **11 inh. km<sup>2</sup>**

### Macroeconomic Data

GDP  
 current price: **4,245 Million USD**  
 per capita: **300 USD**  
 per capita, PPP: **635 Int. USD**  
 Local Currency: **CFA Franc BCEAO / XOP**

### Governance

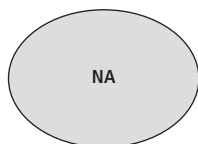
Local Self-Governments			
Unitary	1 <sup>st</sup> Level	2 <sup>nd</sup> Level	3 <sup>rd</sup> Level
	<i>Communes</i>	<i>Départments</i>	<i>Régions</i>
	Municipalities	Departments	Regions
	265	36	8

### Public Finance

General Government	Million USD	% of GDP
Expenditure	877	20.7
Capital Expenditure	415	9.8
Revenue	640	15.1
Gross Outstanding Debt	962	21.1

Local Government	Million USD	% of GDP	% of General
Expenditure	21	0.5	2.4
Capital Expenditure	8	0.2	1.9
Revenue	23	0.5	3.6
Gross Outstanding Debt	NA	NA	NA

#### Local Government Expenditure by function %



- General public services
- Public order and safety
- Economic affairs
- Environment protection
- Housing and community amenities
- Health
- Recreation, culture and religion
- Education
- Social protection

# europe

## NORWAY

YEAR 2008

### People and Land

Population: **4.8 Million**  
 Urban Population: **78%**  
 Capital City: **OSLO**  
 0.56 Million (12% of pop.)  
 Metropolitan Area: **0.86 Million (18% of pop.)**  
 Total Area: **323,800 km<sup>2</sup>**  
 Density: **15 inh. km<sup>2</sup>**

### Macroeconomic Data

GDP  
 current price: **451,830 Million USD**  
 per capita: **94,759 USD**  
 per capita, PPP: **58,714 Int. USD**  
 Local Currency: **Norwegian Krone / NOK**

### Governance

Local Self-Governments			
Unitary	1 <sup>st</sup> Level	2 <sup>nd</sup> Level	3 <sup>rd</sup> Level
	<i>Kommune</i>	<i>Fylke</i>	
	Municipalities	Counties	
	430	19	

### Public Finance

General Government	Million USD	% of GDP
Expenditure	181,283	40.1
Capital Expenditure	13,981	3.1
Revenue	267,220	59.1
Gross Outstanding Debt	181,222	49.8

Local Government	Million USD	% of GDP	% of General
Expenditure	54,443	12.0	30.0
Capital Expenditure	6,887	1.5	49.3
Revenue	60,038	13.3	22.5
Gross Outstanding Debt	42,910	9.5	19.1

Local Government Expenditure by function %





# asia-pacific

## PAKISTAN

YEAR 2009

### People and Land

Population: **166.1 Million**  
 Urban Population: **40%**  
 Capital City: **ISLAMABAD**  
**0.8 Million (0.5% of pop.)**  
 Metropolitan Area: **NA**  
 Total Area: **796,096 km<sup>2</sup>**  
 Density: **209 inh. km<sup>2</sup>**

### Macroeconomic Data

GDP  
 current price: **160,000 Million USD**  
 per capita: **963 USD**  
 per capita, PPP: **NA**  
 Local Currency: **Pakistanese Rupee / PKR**

### Governance

Federal	Local Self-Governments *			Federated States
	1 <sup>st</sup> Level	2 <sup>nd</sup> Level	3 <sup>rd</sup> Level	
	Union administrations	Tehsils  Towns Municipal Administration	Districts and City Districts	
	6,125	396	111	4

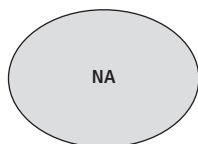
\* Local Self-Governments have been suspended as of December 2009. Local authorities have been replaced by governor nominated officers.

### Public Finance

General Government	Million USD	% of GDP
Expenditure	30,000	18.8
Capital Expenditure	3,950	2.5
Revenue	23,000	14.4
Gross Outstanding Debt	50,000	31.3

Local Government	Million USD	% of GDP	% of General
Expenditure	1,200	0.8	4.0
Capital Expenditure	NA	NA	NA
Revenue	1,150	0.7	5.0
Gross Outstanding Debt	NA	NA	NA

### Local Government Expenditure by function %



- General public services
- Public order and safety
- Economic affairs
- Environment protection
- Housing and community amenities
- Health
- Recreation, culture and religion
- Education
- Social protection

# latin america

## PARAGUAY

YEAR 2007

### People and Land

Population: **6.0 Million**  
 Urban Population: **60%**  
 Capital City: **ASUNCIÓN**  
**1.87 Million (31% of pop.)**  
 Metropolitan Area: **2.17 Million (36% of pop.)**  
 Total Area: **406,750 km<sup>2</sup>**  
 Density: **15 inh. km<sup>2</sup>**

### Macroeconomic Data

GDP  
 current price: **10,386 Million USD**  
 per capita: **1,728 USD**  
 per capita, PPP: **4,433 Int. USD**  
 Local Currency: **Paraguay Guarani / PEN**

### Governance

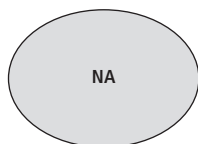
Local Self-Governments			
Unitary	1 <sup>st</sup> Level	2 <sup>nd</sup> Level	3 <sup>rd</sup> Level
	<i>Municipios</i>	<i>Departamentos</i>	
	Municipalities	Departments	
	231	17	

### Public Finance

General Government	Million USD	% of GDP
Expenditure	2,109	20.3
Capital Expenditure	NA	NA
Revenue	2,658	25.6
Gross Outstanding Debt	NA	NA

Local Government	Million USD	% of GDP	% of General
Expenditure	133	1.3	6.3
Capital Expenditure	NA	NA	NA
Revenue	182	1.8	6.8
Gross Outstanding Debt	NA	NA	NA

#### Local Government Expenditure by function %



- General public services
- Public order and safety
- Economic affairs
- Environment protection
- Housing and community amenities
- Health
- Recreation, culture and religion
- Education
- Social protection

# latin america

YEAR 2007

PERU

## People and Land

Population: **28.5 Million**  
 Urban Population: **76%**  
 Capital City: **LIMA**  
 Metropolitan Area: **7.70 Million (27% of pop.)**  
 Metropolitan Area: **9.05 Million (32% of pop.)**  
 Total Area: **1,285,220 km<sup>2</sup>**  
 Density: **22 inh. km<sup>2</sup>**

## Macroeconomic Data

GDP  
 current price: **107,525 Million USD**  
 per capita: **3,773 USD**  
 per capita, PPP: **7,676 Int. USD**  
 Local Currency: **Peruvian Nuevo Sol / PEN**

## Governance

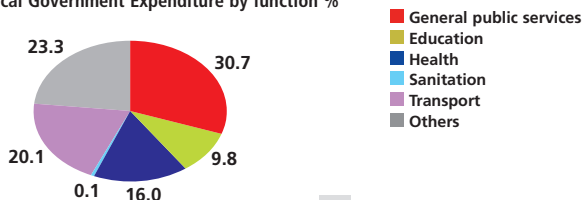
Local Self-Governments				
Unitary	1 <sup>st</sup> Level	2 <sup>nd</sup> Level	3 <sup>rd</sup> Level	
	<i>Municipalidades</i> (1,639 <i>Municipalidades Distritales</i> and 195 <i>Municipalidades Provinciales</i> )	<i>Regiones</i>		
	Municipalities (1,639 District Municipalities and 195 Provincial Municipalities)	Regions		
	1,834	26		

## Public Finance

General Government	Million USD	% of GDP
Expenditure	17,137	15.9
Capital Expenditure	3,229	3.0
Revenue	22,328	20.8
Gross Outstanding Debt	NA	NA

Local Government	Million USD	% of GDP	% of General
Expenditure	2,812	2.6	16.4
Capital Expenditure	1,092	1.0	33.8
Revenue	3,977	3.7	17.8
Gross Outstanding Debt	NA	NA	NA

Local Government Expenditure by function %



# asia-pacific

## PHILIPPINES

YEAR 2009

### People and Land

Population: **90.5 Million**  
 Urban Population: **66%**  
 Capital City: **MANILLA**  
**11.10 Million (12% of pop.)**  
 Metropolitan Area: **19.60 Million (22% of pop.)**  
 Total Area: **300,000 km<sup>2</sup>**  
 Density: **302 inh. km<sup>2</sup>**

### Macroeconomic Data

GDP  
 current price: **165,872 Million USD**  
 per capita: **1,833 USD**  
 per capita, PPP: **NA**  
 Local Currency: **Philippines Peso / PHP**

### Governance

Local Self-Governments			
Unitary	1 <sup>st</sup> Level	2 <sup>nd</sup> Level	3 <sup>rd</sup> Level
	120 Cities + 1,501 Municipalities + 41,982 Villages ( <i>Barangays</i> )	Provinces	Autonomous Region ( <i>Mindanao</i> )
	43,603	83	1

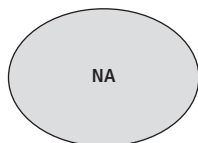
### Public Finance

General Government *	Million USD	% of GDP
Expenditure	30,808	18.6
Capital Expenditure	6,880	4.1
Revenue	24,339	14.7
Gross Outstanding Debt	NA	NA

Local Government	Million USD	% of GDP	% of General
Expenditure	6,584	4.0	21.4
Capital Expenditure	3,006	1.8	43.7
Revenue	7,961	4.8	32.7
Gross Outstanding Debt	NA	NA	NA

\* The ministry of Finance refers to National Government

#### Local Government Expenditure by function %



- General public services
- Public order and safety
- Economic affairs
- Environment protection
- Housing and community amenities
- Health
- Recreation, culture and religion
- Education
- Social protection

# europe

## POLAND

YEAR 2008

### People and Land

Population: **38.1 Million**  
 Urban Population: **61%**  
 Capital City: **WARSAW**  
                   **1.71 Million (4% of pop.)**  
 Metropolitan Area: **2.63 Million (7% of pop.)**  
 Total Area: **312,685 km<sup>2</sup>**  
 Density: **122 inh. km<sup>2</sup>**

### Macroeconomic Data

GDP  
 current price: **530,622 Million USD**  
 per capita: **13,921 USD**  
 per capita, PPP: **17,556 Int. USD**  
 Local Currency: **Zloty / PLN**

### Governance

Local Self-Governments			
Unitary	1 <sup>st</sup> Level	2 <sup>nd</sup> Level	3 <sup>rd</sup> Level
	<i>Gminy</i> (including <i>Gminy Miejskie</i> , <i>Gminy Wiejskie</i> and <i>Gminy Miejsko-Wiejskie</i> )	<i>Powiaty</i>	<i>Województwa</i>
	Municipalities (including Urban Municipalities, Rural Municipalities and Mixed Municipalities)	Counties	Regions
	2,478	379	16

### Public Finance

General Government	Million USD	% of GDP
Expenditure	229,678	43.3
Capital Expenditure	24,372	4.6
Revenue	210,117	39.6
Gross Outstanding Debt	201,360	39.9

Local Government	Million USD	% of GDP	% of General
Expenditure	74,987	14.1	32.6
Capital Expenditure	13,956	2.6	57.3
Revenue	74,029	14.0	35.2
Gross Outstanding Debt	9,854	2.0	4.9

Local Government Expenditure by function %



# europe

## PORTUGAL

YEAR 2008

### People and Land

Population:	<b>10.6 Million</b>
Urban Population:	<b>59%</b>
Capital City:	<b>LISBON</b>
	<b>0.57 Million (5% of pop.)</b>
Metropolitan Area:	<b>2.90 Million (27% of pop.)</b>
Total Area:	<b>92,152 km<sup>2</sup></b>
Density:	<b>115 inh. km<sup>2</sup></b>

### Macroeconomic Data

GDP	
current price:	<b>251,713 Million USD</b>
per capita:	<b>23,696 USD</b>
per capita, PPP:	<b>22,251 Int. USD</b>
Local Currency:	<b>Euro / EUR</b>

### Governance

Local Self-Governments			
Unitary	1 <sup>st</sup> Level	2 <sup>nd</sup> Level	3 <sup>rd</sup> Level
	<i>Municípios (and their Freguesias)</i>	<i>Regiões autónomas (Madeira and Azores)</i>	
	Municipalities (and their Parishes)	Autonomous Regions (Madeira and Azores)	
	308	2	

### Public Finance

General Government	Million USD	% of GDP
Expenditure	112,453	44.7
Capital Expenditure	5,524	2.2
Revenue	105,386	41.9
Gross Outstanding Debt	153,514	64.2

Local Government	Million USD	% of GDP	% of General
Expenditure	15,261	6.1	13.6
Capital Expenditure	3,816	1.5	69.1
Revenue	14,801	5.9	14.0
Gross Outstanding Debt	8,769	3.7	5.7

Local Government Expenditure by function %



# europe

## ROMANIA

YEAR 2008

### People and Land

Population: **21.5 Million**  
 Urban Population: **54%**  
 Capital City: **BUCHAREST**  
**1.94 Million (9% of pop.)**  
 Metropolitan Area: **2.13 Million (10% of pop.)**  
 Total Area: **238,391 km<sup>2</sup>**  
 Density: **90 inh. km<sup>2</sup>**

### Macroeconomic Data

GDP  
 current price: **204,616 Million USD**  
 per capita: **9,515 USD**  
 per capita, PPP: **12,638 Int. USD**  
 Local Currency: **Leu / RON**

### Governance


Local Self-Governments			
Unitary	1 <sup>st</sup> Level	2 <sup>nd</sup> Level	3 <sup>rd</sup> Level
	<i>Autoritățile locale (including Commune, Orase and Municipii)</i>	<i>Județe and Municipiul București</i>	
	Local Authorities (including Rural Municipalities, Cities and Special Status Municipalities)	Departments and Bucarest Municipality	
	<b>3,180</b>	<b>42</b>	

### Public Finance

General Government	Million USD	% of GDP
Expenditure	76,879	37.6
Capital Expenditure	11,312	5.5
Revenue	65,775	32.1
Gross Outstanding Debt	23,710	12.2

Local Government	Million USD	% of GDP	% of General
Expenditure	19,665	9.6	25.6
Capital Expenditure	5,022	2.5	44.4
Revenue	17,828	8.7	27.1
Gross Outstanding Debt	3,291	1.7	13.9

Local Government Expenditure by function %



## euro-asia

YEAR 2007

## RUSSIAN FEDERATION

## People and Land

Population:	<b>142.1 Million</b>
Urban Population:	<b>73%</b>
Capital City:	<b>MOSCOW</b>
	<b>10.45 Million (7% of pop.)</b>
Metropolitan Area:	<b>14.40 Million (10% of pop.)</b>
Total Area:	<b>17,098,240 km<sup>2</sup></b>
Density:	<b>8 inh. km<sup>2</sup></b>

## Macroeconomic Data

GDP	
current price:	<b>1,294,375 Million USD</b>
per capita:	<b>9,109 USD</b>
per capita, PPP:	<b>14,745 Int. USD</b>
Local Currency:	<b>Russian Ruble / RUB</b>

## Governance

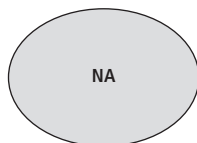
Local Self-Governments				Federated States
1 <sup>st</sup> Level	2 <sup>nd</sup> Level	3 <sup>rd</sup> Level		
Federal	1,799 Rayons + 521 <i>Gorodskoi Okrugs</i>			21 Republics + 46 <i>Oblasts</i> + 8 <i>Kraj</i> + 1 Autonomous <i>Oblast</i> + 4 Autonomous <i>Okrugs</i> + 2 Federal Cities (Moscow and St Petersburg)
	1,734 Urban Settlements + 19,861 Rural Settlements	1,799 Districts + 521 Cities		
	21,595	2,320		83

## Public Finance

General Government	Million USD	% of GDP
Expenditure	458,156	35.4
Capital Expenditure	107,916	8.3
Revenue	617,579	47.7
Gross Outstanding Debt	119,180	8.8

Local Government	Million USD	% of GDP	% of General
Expenditure	90,317	7.0	19.7
Capital Expenditure	19,514	1.5	18.1
Revenue	104,351	8.1	16.9
Gross Outstanding Debt	6,368	0.4	5.3

## Local Government Expenditure by function %



- General public services
- Public order and safety
- Economic affairs
- Environment protection
- Housing and community amenities
- Health
- Recreation, culture and religion
- Education
- Social protection



# africa

## RWANDA

YEAR 2008

### People and Land

Population: **9.7 Million**  
 Urban Population: **18%**  
 Capital City: **KIGALI**  
**0.86 Million (9% of pop.)**  
 Metropolitan Area: **NA**  
 Total Area: **26,338 km<sup>2</sup>**  
 Density: **369 inh. km<sup>2</sup>**

### Macroeconomic Data

GDP  
 current price: **4,457 Million USD**  
 per capita: **459 USD**  
 per capita, PPP: **1,027 Int. USD**  
 Local Currency: **Rwanda Franc / RWF**

### Governance

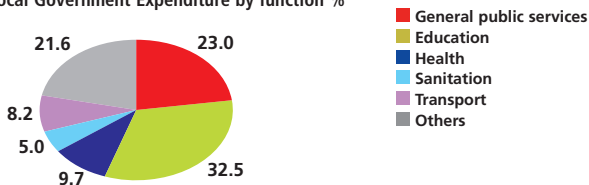
Local Self-Governments			
Unitary	1 <sup>st</sup> Level	2 <sup>nd</sup> Level	3 <sup>rd</sup> Level
	30 Communes + Capitale (Kigali)		
	30 Municipalities + City of Kigali		
	31		

### Public Finance

General Government	Million USD	% of GDP
Expenditure	1,188	26.7
Capital Expenditure	465	10.4
Revenue	1,246	28.0
Gross Outstanding Debt	260	6.1

Local Government	Million USD	% of GDP	% of General
Expenditure	274	6.1	23.1
Capital Expenditure	82	1.8	17.6
Revenue	264	5.9	21.2
Gross Outstanding Debt	NA	NA	NA

Local Government Expenditure by function %



# africa

## SENEGAL

YEAR 2007

### People and Land

Population: **12.2 Million**  
 Urban Population: **42%**  
 Capital City: **DAKAR**  
**2.60 Million (21% of pop.)**  
 Metropolitan Area: **2.67 Million (22% of pop.)**  
 Total Area: **196,722 km<sup>2</sup>**  
 Density: **62 inh. km<sup>2</sup>**

### Macroeconomic Data

GDP  
 current price: **11,321 Million USD**  
 per capita: **927 USD**  
 per capita, PPP: **1,745 Int. USD**  
 Local Currency: **CFA Franc BCEAO / XOF**

### Governance

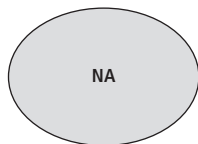
Local Self-Governments				
Unitary	1 <sup>st</sup> Level	2 <sup>nd</sup> Level	3 <sup>rd</sup> Level	
	159 <i>Communes de Ville</i> + 370 <i>Communautés rurales</i> + 46 <i>Communes d'arrondissement</i>	<i>Régions</i>		
	159 Urban Municipalities + 370 Rural Municipalities + 46 Town Councils	Regions		
	575	14		

### Public Finance

General Government	Million USD	% of GDP
Expenditure	3,017	26.6
Capital Expenditure	1,235	10.9
Revenue	2,369	20.9
Gross Outstanding Debt	2,371	17.8

Local Government	Million USD	% of GDP	% of General
Expenditure	95	0.8	3.1
Capital Expenditure	15	0.1	1.2
Revenue	97	0.9	4.1
Gross Outstanding Debt	NA	NA	NA

Local Government Expenditure by function %



- General public services
- Public order and safety
- Economic affairs
- Environment protection
- Housing and community amenities
- Health
- Recreation, culture and religion
- Education
- Social protection

# europe

## SERBIA

YEAR 2007

### People and Land

Population: **7.4 Million**  
 Urban Population: **52%**  
 Capital City: **BELGRADE**  
**1.10 Million (15% of pop.)**  
 Metropolitan Area: **NA**  
 Total Area: **88,360 km<sup>2</sup>**  
 Density: **84 inh. km<sup>2</sup>**

### Macroeconomic Data

GDP  
 current price: **40,117 Million USD**  
 per capita: **5,436 USD**  
 per capita, PPP: **9,444 Int. USD**  
 Local Currency: **Serbian Dinar / CSD**

### Governance

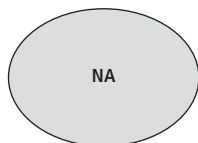
Local Self-Governments			
Unitary	1 <sup>st</sup> Level	2 <sup>nd</sup> Level	3 <sup>rd</sup> Level
	Municipalities	Autonomous Province of Vojvodina	
	165	1	

### Public Finance

General Government	Million USD	% of GDP
Expenditure	16,465	41.0
Capital Expenditure	NA	NA
Revenue	17,782	44.3
Gross Outstanding Debt	NA	NA

Local Government	Million USD	% of GDP	% of General
Expenditure	2,592	6.5	15.7
Capital Expenditure	NA	NA	NA
Revenue	3,124	7.8	17.6
Gross Outstanding Debt	NA	NA	NA

#### Local Government Expenditure by function %



- General public services
- Public order and safety
- Economic affairs
- Environment protection
- Housing and community amenities
- Health
- Recreation, culture and religion
- Education
- Social protection

# europe

## SLOVAKIA

YEAR 2008

### People and Land

Population: **5.4 Million**  
 Urban Population: **56%**  
 Capital City: **BRATISLAVA**  
                   **0.43 Million (8% of pop.)**  
 Metropolitan Area: **0.62 Million (11% of pop.)**  
 Total Area: **49,034 km<sup>2</sup>**  
 Density: **110 inh. km<sup>2</sup>**

### Macroeconomic Data

GDP  
 current price: **94,844 Million USD**  
 per capita: **17,545 USD**  
 per capita, PPP: **22,044 Int. USD**  
 Local Currency: **Euro / EUR**

### Governance

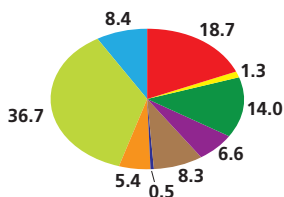
Local Self-Governments			
Unitary	1 <sup>st</sup> Level	2 <sup>nd</sup> Level	3 <sup>rd</sup> Level
	<i>Obcí and Mesto</i>	<i>Samosprávne Kraje</i>	
	Municipalities and Towns	Regions	
	2,891	8	

### Public Finance

General Government	Million USD	% of GDP
Expenditure	33,005	34.8
Capital Expenditure	1,854	2.0
Revenue	30,820	32.5
Gross Outstanding Debt	25,887	28.7

Local Government	Million USD	% of GDP	% of General
Expenditure	5,190	5.5	15.7
Capital Expenditure	1,057	1.1	57.0
Revenue	5,122	5.4	16.6
Gross Outstanding Debt	1,681	1.9	6.5

Local Government Expenditure by function %



- General public services
- Public order and safety
- Economic affairs
- Environment protection
- Housing and community amenities
- Health
- Recreation, culture and religion
- Education
- Social protection

# europe

## SLOVENIA

YEAR 2008

### People and Land

Population: **2.0 Million**  
 Urban Population: **49%**  
 Capital City: **LJUBLJANA**  
 0.28 Million (14% of pop.)  
 Metropolitan Area: **0.51 Million (25% of pop.)**  
 Total Area: **20,273 km<sup>2</sup>**  
 Density: **100 inh. km<sup>2</sup>**

### Macroeconomic Data

GDP  
 current price: **54,371 Million USD**  
 per capita: **26,890 USD**  
 per capita, PPP: **29,537 Int. USD**  
 Local Currency: **Euro / EUR**

### Governance


Local Self-Governments				
Unitary	1 <sup>st</sup> Level	2 <sup>nd</sup> Level	3 <sup>rd</sup> Level	
	<i>Občine</i> (including <i>Mesta Občina</i> )			
	Municipalities (including Urban Municipalities)			
	210			

### Public Finance

General Government	Million USD	% of GDP
Expenditure	24,074	44.3
Capital Expenditure	2,355	4.3
Revenue	23,151	42.6
Gross Outstanding Debt	11,667	22.6

Local Government	Million USD	% of GDP	% of General
Expenditure	4,931	9.1	20.5
Capital Expenditure	1,198	2.2	50.9
Revenue	4,596	8.5	19.9
Gross Outstanding Debt	492	1.0	4.2

Local Government Expenditure by function %



# africa

## SOUTH AFRICA

YEAR 2007

### People and Land

Population: **47.8 Million**  
 Urban Population: **60%**  
 Capital City: **PRETORIA**  
**1.33 Million (3% of pop.)**  
 Metropolitan Area: **2.52 Million (5% of pop.)**  
 Total Area: **1,219,090 km<sup>2</sup>**  
 Density: **39 inh. km<sup>2</sup>**

### Macroeconomic Data

GDP  
 current price: **283,760 Million USD**  
 per capita: **5,930 USD**  
 per capita, PPP: **9,777 Int. USD**  
 Local Currency: **South African Rand / ZAC**

### Governance

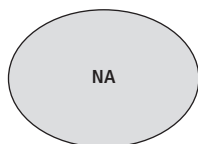
Federal	Local Self-Governments			Federated States
	1 <sup>st</sup> Level	2 <sup>nd</sup> Level	3 <sup>rd</sup> Level	
	Local Municipalities	47 District Municipalities + 6 Metropolitan Municipalities		
	231	53		Provinces
				9

### Public Finance

General Government	Million USD	% of GDP
Expenditure	94,625	33.3
Capital Expenditure	9,464	3.3
Revenue	104,826	36.9
Gross Outstanding Debt	NA	NA

Local Government	Million USD	% of GDP	% of General
Expenditure	16,513	5.8	17.5
Capital Expenditure	4,881	1.7	51.6
Revenue	18,633	6.6	17.8
Gross Outstanding Debt	NA	NA	NA

#### Local Government Expenditure by function %



- General public services
- Public order and safety
- Economic affairs
- Environment protection
- Housing and community amenities
- Health
- Recreation, culture and religion
- Education
- Social protection

# europe

## SPAIN

YEAR 2008

### People and Land

Population: **45.6 Million**  
 Urban Population: **77%**  
 Capital City: **MADRID**  
                   **3.21 Million (7% of pop.)**  
 Metropolitan Area: **5.95 Million (13% of pop.)**  
 Total Area: **505,997 km<sup>2</sup>**  
 Density: **90 inh. km<sup>2</sup>**

### Macroeconomic Data

GDP  
 current price: **1,593,707 Million USD**  
 per capita: **34,955 USD**  
 per capita, PPP: **30,815 Int. USD**  
 Local Currency: **Euro / EUR**

### Governance

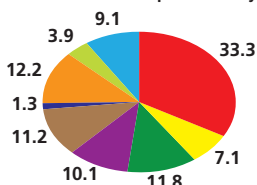
Local Self-Governments			
Unitary	1 <sup>st</sup> Level	2 <sup>nd</sup> Level	3 <sup>rd</sup> Level
	<i>Municipios</i>	<i>Provincias</i>	<i>Comunidades autónomas</i>
	Municipalities	Provinces	Autonomous Communities
	8,115	50	17

### Public Finance

General Government	Million USD	% of GDP
Expenditure	654,334	41.1
Capital Expenditure	60,969	3.8
Revenue	589,571	37.0
Gross Outstanding Debt	601,159	39.7

Local Government	Million USD	% of GDP	% of General
Expenditure	103,543	6.5	15.8
Capital Expenditure	16,937	1.1	27.8
Revenue	95,877	6.0	16.3
Gross Outstanding Debt	44,113	2.9	7.3

Local Government Expenditure by function %



- General public services
- Public order and safety
- Economic affairs
- Environment protection
- Housing and community amenities
- Health
- Recreation, culture and religion
- Education
- Social protection

# asia-pacific

## SRI LANKA

YEAR 2008

### People and Land

Population:	<b>20.4 Million</b>
Urban Population:	<b>15%</b>
Capital City:	<b>SRI JAYEWARDENEPURA (KOTTE)</b>
	<b>0.12 Million (1% of pop.)</b>
Metropolitan Area:	<b>NA</b>
Total Area:	<b>64,654 km<sup>2</sup></b>
Density:	<b>316 inh. km<sup>2</sup></b>

### Macroeconomic Data

GDP	
current price:	<b>39,035 Million USD</b>
per capita:	<b>1,908 USD</b>
per capita, PPP:	<b>4,564 Int. USD</b>
Local Currency:	<b>Sri Lanka Rupee / NKR</b>

### Governance

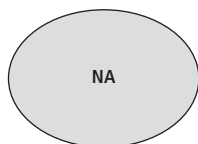
Unitary	Local Self-Governments		
	1 <sup>st</sup> Level	2 <sup>nd</sup> Level	3 <sup>rd</sup> Level
	18 Municipal Councils + 37 Urban Councils + 256 Village Councils	Districts	Provincial Councils
<b>311</b>	<b>25</b>	<b>8</b>	

### Public Finance

General Government	Million USD	% of GDP
Expenditure	12,489	32.0
Capital Expenditure	10,754	27.5
Revenue	6,270	16.1
Gross Outstanding Debt	35,270	90.4

Local Government	Million USD	% of GDP	% of General
Expenditure	216	0.6	1.7
Capital Expenditure	NA	NA	NA
Revenue	228	0.6	3.6
Gross Outstanding Debt	NA	NA	NA

#### Local Government Expenditure by function %



- General public services
- Public order and safety
- Economic affairs
- Environment protection
- Housing and community amenities
- Health
- Recreation, culture and religion
- Education
- Social protection



# europe

## SWEDEN

YEAR 2008

### People and Land

Population: **9.3 Million**  
 Urban Population: **84%**  
 Capital City: **STOCKHOLM**  
**0.83 Million (9% of pop.)**  
 Metropolitan Area: **1.96 Million (21% of pop.)**  
 Total Area: **449,964 km<sup>2</sup>**  
 Density: **21 inh. km<sup>2</sup>**

### Macroeconomic Data

GDP  
 current price: **489,351 Million USD**  
 per capita: **52,869 USD**  
 per capita, PPP: **37,334 Int. USD**  
 Local Currency: **Swedish Krona / SEK**

### Governance

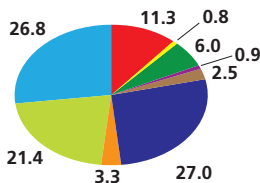
Local Self-Governments			
Unitary	1 <sup>st</sup> Level	2 <sup>nd</sup> Level	3 <sup>rd</sup> Level
	<i>Kommuner</i>	<i>Landsting</i>	<i>Regioner</i>
	Municipalities	Counties	Regions (Experimental Regions of Västra Götaland and Skåne)
	290	18	2

### Public Finance

General Government	Million USD	% of GDP
Expenditure	252,060	51.5
Capital Expenditure	15,966	3.3
Revenue	262,796	53.7
Gross Outstanding Debt	154,505	33.2

Local Government	Million USD	% of GDP	% of General
Expenditure	121,314	24.8	48.1
Capital Expenditure	8,732	1.8	54.7
Revenue	120,533	24.6	45.9
Gross Outstanding Debt	22,965	4.9	14.9

Local Government Expenditure by function %



- General public services
- Public order and safety
- Economic affairs
- Environment protection
- Housing and community amenities
- Health
- Recreation, culture and religion
- Education
- Social protection

# europe

## SWITZERLAND

YEAR 2008

### People and Land

Population: **7.6 Million**  
 Urban Population: **73%**  
 Capital City: **BERN**  
 Metropolitan Area: **0.13 Million (2% of pop.)**  
 Metropolitan Area: **0.35 Million (5% of pop.)**  
 Total Area: **41,280 km<sup>2</sup>**  
 Density: **185 inh. km<sup>2</sup>**

### Macroeconomic Data

GDP  
 current price: **500,260 Million USD**  
 per capita: **65,413 USD**  
 per capita, PPP: **42,415 Int. USD**  
 Local Currency: **Swiss Franc / CHU**

### Governance

Federal	Local Self-Governments			Federated States
	1 <sup>st</sup> Level	2 <sup>nd</sup> Level	3 <sup>rd</sup> Level	
	<i>Communes</i>			<i>Cantons</i>
	Municipalities			States
	2,715			26

### Public Finance

General Government	Million USD	% of GDP
Expenditure	177,120	35.4
Capital Expenditure	9,468	1.9
Revenue	180,874	36.2
Gross Outstanding Debt	208,085	40.9

Local Government	Million USD	% of GDP	% of General
Expenditure	43,029	8.6	24.3
Capital Expenditure	4,852	1.0	51.2
Revenue	43,739	8.7	24.2
Gross Outstanding Debt	39,800	7.8	19.1

Local Government Expenditure by function %



## euro-asia

YEAR 2008

## TAJIKISTAN

## People and Land

Population:	<b>6.8 Million</b>
Urban Population:	<b>27%</b>
Capital City:	<b>DUSHANBE</b>
	<b>0.66 Million (10% of pop.)</b>
Metropolitan Area:	<b>0.68 Million (10% of pop.)</b>
Total Area:	<b>143,100 km<sup>2</sup></b>
Density:	<b>48 inh. km<sup>2</sup></b>

## Macroeconomic Data

GDP	
current price:	<b>5,132 Million USD</b>
per capita:	<b>750 USD</b>
per capita, PPP:	<b>1,907 Int. USD</b>
Local Currency:	<b>Somoni / TJS</b>

## Governance

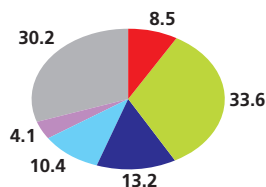
Local Self-Governments			
Unitary	1 <sup>st</sup> Level	2 <sup>nd</sup> Level	3 <sup>rd</sup> Level
	Jamoats		3 Viloyatho including 1 Viloyati Mukhtor + 1 Viloyat
	Villages	58 Districts ( <i>Rayons</i> ) + 17 Cities	3 Provinces including 1 Autonomous Province (Gorno-Badakhshan) + 1 Region
	367	75	4

## Public Finance

General Government	Million USD	% of GDP
Expenditure	1,326	25.8
Capital Expenditure	331	6.4
Revenue	NA	NA
Gross Outstanding Debt	NA	NA

Local Government	Million USD	% of GDP	% of General
Expenditure	412	8.0	31.1
Capital Expenditure	58	1.1	17.5
Revenue	431	8.4	NA
Gross Outstanding Debt	NA	NA	NA

## Local Government Expenditure by function %



- General public services
- Education
- Health
- Sanitation
- Transport
- Others

# africa

YEAR 2007

## TANZANIA, UNITED REPUBLIC OF

### People and Land

Population: **41.3 Million**  
 Urban Population: **24%**  
 Capital City: **DODOMA**  
**0.18 Million (0.4% of pop.)**  
 Metropolitan Area: **2.60 Million (6% of pop.)**  
 Total Area: **945,087 km<sup>2</sup>**  
 Density: **44 inh. km<sup>2</sup>**

### Macroeconomic Data

GDP  
 current price: **16,825 Million USD**  
 per capita: **408 USD**  
 per capita, PPP: **1,220 Int. USD**  
 Local Currency: **Tanzania Shilling / TZS**

### Governance

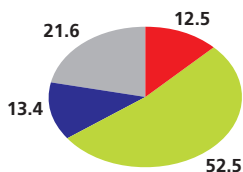
Local Self-Governments				
Unitary	1 <sup>st</sup> Level	2 <sup>nd</sup> Level	3 <sup>rd</sup> Level	
	4 City Councils + 17 Municipal Councils + 6 Town Councils + 106 District Councils			
	133			

### Public Finance

General Government	Million USD	% of GDP
Expenditure	4,008	23.8
Capital Expenditure	2,562	15.2
Revenue	NA	NA
Gross Outstanding Debt	NA	NA

Local Government	Million USD	% of GDP	% of General
Expenditure	647	3.8	16.1
Capital Expenditure	155	0.9	6.0
Revenue	707	4.2	NA
Gross Outstanding Debt	NA	NA	NA

Local Government Expenditure by function %



- General public services
- Education
- Health
- Sanitation
- Transport
- Others

# asia-pacific

## THAILAND

YEAR 2007

### People and Land

Population: **66.9 Million**  
 Urban Population: **33%**  
 Capital City: **BANGKOK**  
**6.70 Million (10% of pop.)**  
 Metropolitan Area: **8.90 Million (13% of pop.)**  
 Total Area: **513,120 km<sup>2</sup>**  
 Density: **131 inh. km<sup>2</sup>**

### Macroeconomic Data

GDP  
 current price: **247,113 Million USD**  
 per capita: **3,690 USD**  
 per capita, PPP: **7,773 Int. USD**  
 Local Currency: **Thai Baht / THB**

### Governance

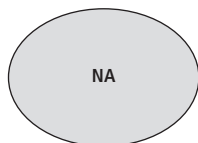
Local Self-Governments				
Unitary	1 <sup>st</sup> Level	2 <sup>nd</sup> Level	3 <sup>rd</sup> Level	
	Pattaya City Council + 6,744 <i>Tambon</i> + 1,239 <i>Tessaban</i>	<i>Changwat</i>		
	Pattaya City Council + 6,744 Sub-Districts + 1,239 Municipalities	75 Provinces + City of Bangkok		
	<b>7,984</b>	<b>76</b>		

### Public Finance

General Government	Million USD	% of GDP
Expenditure	43,258	17.5
Capital Expenditure	NA	NA
Revenue	51,819	21.0
Gross Outstanding Debt	NA	NA

Local Government	Million USD	% of GDP	% of General
Expenditure	5,608	2.3	13.0
Capital Expenditure	NA	NA	NA
Revenue	9,615	3.9	18.6
Gross Outstanding Debt	NA	NA	NA

#### Local Government Expenditure by function %



- General public services
- Public order and safety
- Economic affairs
- Environment protection
- Housing and community amenities
- Health
- Recreation, culture and religion
- Education
- Social protection

# africa

## TOGO

YEAR 2007

### People and Land

Population: **6.3 Million**  
 Urban Population: **40%**  
 Capital City: **LOME**  
**1.45 Million (23% of pop.)**  
 Metropolitan Area: **1.52 Million (24% of pop.)**  
 Total Area: **56,785 km<sup>2</sup>**  
 Density: **111 inh. km<sup>2</sup>**

### Macroeconomic Data

GDP  
 current price: **2,499 Million USD**  
 per capita: **397 USD**  
 per capita, PPP: **824 Int. USD**  
 Local Currency: **CFA Franc BCEAO / XOF**

### Governance

Local Self-Governments			
Unitary	1 <sup>st</sup> Level	2 <sup>nd</sup> Level	3 <sup>rd</sup> Level
	<i>Communes</i>	<i>Préfectures</i>	<i>Régions</i>
	Municipalities (21 Urban Municipalities + 333 Rural Municipalities)	Prefectures	Regions
	354	30	5

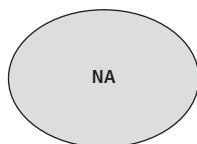
### Public Finance

General Government	Million USD	% of GDP
Expenditure	522	20.9
Capital Expenditure	121	4.8
Revenue	482	19.3
Gross Outstanding Debt	NA	NA

Local Government	Million USD	% of GDP	% of General
Expenditure	9	0.4	1.7
Capital Expenditure	0.2	NS*	0.2
Revenue	8	0.3	1.7
Gross Outstanding Debt	NA	NA	NA

\* Non significant

#### Local Government Expenditure by function %



- General public services
- Public order and safety
- Economic affairs
- Environment protection
- Housing and community amenities
- Health
- Recreation, culture and religion
- Education
- Social protection

# africa

## TUNISIA

YEAR 2008

### People and Land

Population: **10.3 Million**  
 Urban Population: **67%**  
 Capital City: **TUNIS**  
**0.74 Million (7% of pop.)**  
 Metropolitan Area: **NA**  
 Total Area: **163,610 km<sup>2</sup>**  
 Density: **63 inh. km<sup>2</sup>**

### Macroeconomic Data

GDP  
 current price: **40,311 Million USD**  
 per capita: **3,906 USD**  
 per capita, PPP: **7,956 Int.USD**  
 Local Currency: **Tunisian Dinar / TND**

### Governance

Local Self-Governments			
Unitary	1 <sup>st</sup> Level	2 <sup>nd</sup> Level	3 <sup>rd</sup> Level
	Shaykhats	Wilayas	
	Municipalities	Governorates*	
	264	24	

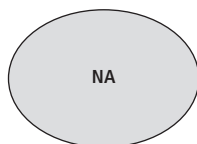
\* The council of each governorate is named for a 2/3 by the préfet and elected for a 1/3

### Public Finance

General Government	Million USD	% of GDP
Expenditure	7,906	19.6
Capital Expenditure	1,824	4.5
Revenue	12,394	30.7
Gross Outstanding Debt	1,828	4.8

Local Government	Million USD	% of GDP	% of General
Expenditure	762	1.9	9.6
Capital Expenditure	86	0.2	4.7
Revenue	1,020	2.5	8.2
Gross Outstanding Debt	55	0.1	3.0

### Local Government Expenditure by function %



- General public services
- Public order and safety
- Economic affairs
- Environment protection
- Housing and community amenities
- Health
- Recreation, culture and religion
- Education
- Social protection

# middle-east west-asia

YEAR 2008

TURKEY

## People and Land

Population: **71,1 Million**  
 Urban Population: **68%**  
 Capital City: **ANKARA**  
**4.47 Million (6% of pop.)**  
 Metropolitan Area: **NA**  
 Total Area: **783,560 km<sup>2</sup>**  
 Density: **91inh. km<sup>2</sup>**

## Macroeconomic Data

GDP  
 current price: **730,326 Million USD**  
 per capita: **10,275 USD**  
 per capita, PPP: **13,417 Int. USD**  
 Local Currency: **New Turkish Lira / YTL**

## Governance

Local Self-Governments			
Unitary	1 <sup>st</sup> Level	2 <sup>nd</sup> Level	3 <sup>rd</sup> Level
	<i>Beledije/Büyükşehir</i>	<i>İller</i>	
	Municipalities	Special Provincial Administrations (SPA)	
	<b>2,948</b>	<b>81</b>	

## Public Finance

General Government	Million USD	% of GDP
Expenditure	253,532	34.7
Capital Expenditure	24,866	3.4
Revenue	241,517	33.1
Gross Outstanding Debt	245,971	39.5

Local Government	Million USD	% of GDP	% of General
Expenditure	28,017	3.8	11.1
Capital Expenditure	10,959	1.5	44.1
Revenue	23,393	3.2	9.7
Gross Outstanding Debt	8,166	1.3	3.3

Local Government Expenditure by function %



\* Including Defense



# euro-asia

## TURKMENISTAN

**YEAR 2008**

### People and Land

Population:	<b>5.0 Million</b>
Urban Population:	<b>46%</b>
Capital City:	<b>ASHKHABAD</b>
	<b>0.70 Million (14% of pop.)</b>
Metropolitan Area:	<b>NA</b>
Total Area:	<b>488,100 km<sup>2</sup></b>
Density:	<b>10 inh. km<sup>2</sup></b>

### Macroeconomic Data

GDP	
current price:	<b>15,327 Million USD</b>
per capita:	<b>3,039 USD</b>
per capita, PPP:	<b>6,625 Int.USD</b>
Local Currency:	<b>Turkmenistan Manat / TMM</b>

### Governance

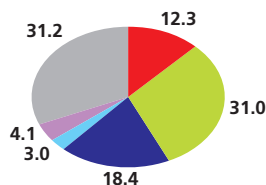
Local Self-Governments			
Unitary	1 <sup>st</sup> Level	2 <sup>nd</sup> Level	3 <sup>rd</sup> Level
	Municipalities	<i>Etraps (Rayons)</i> Districts	<i>Velayat (Oblast)</i>  5 Regions + 1 Autonomous City
	NA	40	6

### Public Finance

General Government	Million USD	% of GDP
Expenditure	4,328	28.2
Capital Expenditure	627	4.1
Revenue	NA	NA
Gross Outstanding Debt	NA	NA

Local Government	Million USD	% of GDP	% of General
Expenditure	362	2.4	8.4
Capital Expenditure	28	0.2	4.5
Revenue	362	2.4	NA
Gross Outstanding Debt	NA	NA	NA

Local Government Expenditure by function %



- General public services
- Education
- Health
- Sanitation
- Transport
- Others

# africa

## UGANDA

YEAR 2007

### People and Land

Population: **30.6 Million**  
 Urban Population: **13%**  
 Capital City: **KAMPALA**  
**1.42 Million (5% of pop.)**  
 Metropolitan Area: **1.97 Million (6% of pop.)**  
 Total Area: **241,038 km<sup>2</sup>**  
 Density: **127 inh. km<sup>2</sup>**

### Macroeconomic Data

GDP  
 current price: **12,282 Million USD**  
 per capita: **401 USD**  
 per capita, PPP: **1,076 Int. USD**  
 Local Currency: **Uganda Shilling / SHS**

### Governance

Local Self-Governments			
Unitary	1 <sup>st</sup> Level	2 <sup>nd</sup> Level	3 <sup>rd</sup> Level
	1,010 Sub-Counties + 13 Municipalities	Districts	
	1,023	80*	

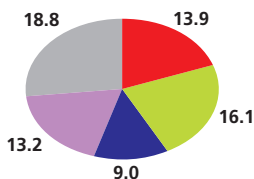
\* In 2009, 17 Districts were added

### Public Finance

General Government	Million USD	% of GDP
Expenditure	2,011	16.4
Capital Expenditure	620	5.0
Revenue	NA	NA
Gross Outstanding Debt	NA	NA

Local Government	Million USD	% of GDP	% of General
Expenditure	684	5.6	34.0
Capital Expenditure	NA	NA	NA
Revenue	901	7.3	NA
Gross Outstanding Debt	NA	NA	NA

Local Government Expenditure by function %



- General public services
- Education
- Health
- Sanitation
- Transport
- Others

# euro-asia

YEAR 2007

## UKRAINE

### People and Land

Population: **46.5 Million**  
 Urban Population: **68%**  
 Capital City: **KIEV**  
 Metropolitan Area: **2.70 Million (6% of pop.)**  
 Metropolitan Area: **3.30 Million (7% of pop.)**  
 Total Area: **603,555 km<sup>2</sup>**  
 Density: **77 inh. km<sup>2</sup>**

### Macroeconomic Data

GDP  
 current price: **142,719 Million USD**  
 per capita: **3,069 USD**  
 per capita, PPP: **6,939 Int.USD**  
 Local Currency: **Ukrainian Hryvnia / UAH**

### Governance

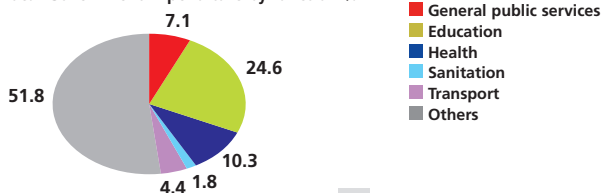
Local Self-Governments			
Unitary	1 <sup>st</sup> Level	2 <sup>nd</sup> Level	3 <sup>rd</sup> Level
	243 Cities of Rayon significance + 657 Settlements + 10,222 Villages	176 Cities of Oblast Significance + 488 <i>Rayons</i>	24 <i>Oblast</i> + 2 Special Status Cities (Kiev/Sebastopol) + Autonomous Republic of Crimea
	10,922	664	27

### Public Finance

General Government	Million USD	% of GDP
Expenditure	57,449	40.3
Capital Expenditure	NA	NA
Revenue	59,647	41.8
Gross Outstanding Debt	18,710	13.1

Local Government	Million USD	% of GDP	% of General
Expenditure	17,748	12.4	30.9
Capital Expenditure	NA	NA	NA
Revenue	19,485	13.7	32.7
Gross Outstanding Debt	1,137	0.8	6.1

Local Government Expenditure by function %



YEAR 2008

People and Land

Population: **61.4 Million**  
 Urban Population: **90%**  
 Capital City: **LONDON**  
**7.56 Million (12% of pop.)**  
 Metropolitan Area: **12.30 Million (20% of pop.)**  
 Total Area: **243,820 km<sup>2</sup>**  
 Density: **252 inh. km<sup>2</sup>**

Macroeconomic Data

GDP  
 current price: **2,663,173 Million USD**  
 per capita: **43,386 USD**  
 per capita, PPP: **36,233 Int. USD**  
 Local Currency: **Pound Sterling / GBP**

Governance

Local Self-Governments				
Unitary	1 <sup>st</sup> Level	2 <sup>nd</sup> Level	3 <sup>rd</sup> Level	
	Local Authorities (including Unitary Authorities, Metropolitan Districts, District Councils and London Boroughs)	County councils and Greater London Authority	Devolved Nations	
	406	28	3	

Public Finance

General Government	Million USD	% of GDP
Expenditure	1,260,337	47.3
Capital Expenditure	60,433	2.3
Revenue	1,131,933	42.5
Gross Outstanding Debt	1,103,324	43.6

Local Government	Million USD	% of GDP	% of General
Expenditure	356,864	13.4	28.3
Capital Expenditure	31,577	1.2	52.3
Revenue	349,442	13.1	30.9
Gross Outstanding Debt	100,143	4.0	9.1

Local Government Expenditure by function %



# north america

YEAR 2008

USA

## People and Land

Population: **306.3 Million**  
 Urban Population: **79 %**  
 Capital City: **WASHINGTON**  
                   **0.59 Million (0.2% of pop.)**  
 Metropolitan Area: **8.24 Million (2% of pop.)**  
 Total Area: **9,622,030 km<sup>2</sup>**  
 Density: **32 inh. km<sup>2</sup>**

## Macroeconomic Data

GDP  
 current price: **14,441,425 Million USD**  
 per capita: **47,148 USD**  
 per capita, PPP: **46,350 Int. USD**  
 Local Currency: **US Dollar / USD**

## Governance

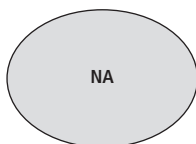
Federal	Local Self-Governments			Federated States
	1 <sup>st</sup> Level	2 <sup>nd</sup> Level	3 <sup>rd</sup> Level	States
	Municipalities, Townships, Special Districts, School Districts	Counties		50
	98,443	3,033		

## Public Finance

General Government	Million USD	% of GDP
Expenditure	4,994,400	34.6
Capital Expenditure	496,000	3.4
Revenue	4,149,600	28.7
Gross Outstanding Debt	8,110,500	56.2

Local Government	Million USD	% of GDP	% of General
Expenditure	1,270,800	8.8	25.4
Capital Expenditure	231,700	1.6	46.7
Revenue	1,191,200	8.2	28.7
Gross Outstanding Debt	1,381,396	9.6	17.0

### Local Government Expenditure by function %



- General public services
- Public order and safety
- Economic affairs
- Environment protection
- Housing and community amenities
- Health
- Recreation, culture and religion
- Education
- Social protection

## METHODOLOGY

**Data:**

The reference year is specified for each country. All data are converted into USD using average exchange rates except for debt when calculated at the end of the year. In that case debt is converted using the end of period exchange rate. However debt/GDP is calculated using local currency units. Exchanges rates are taken from the IMF.

**Territorial Organization:** Last available information. \*

**Public Finance:**

- General Government:

This includes Central Government, Federated States, Local Governments, Extra-budgetary Funds. Generally data is consolidated.

- Local Government:

This includes all tiers, one, two or three, depending on the country, aggregated. Generally this includes Affiliated Local Entities. In Spain, Autonomous Communities are not included.

\* For Eurasia territorial organization includes deconcentrated levels.

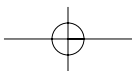
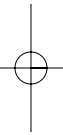
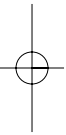
### Sources

Eurostat, OECD, World Bank, IMF. Detailed sources for each country are available on the GOLD Website <http://www.cities-localgovernments.org/gold/>

EU and most OECD countries' data has been provided by Dexia.

Other countries' data has been provided by UCLG.

In all cases data was made available thanks to the UCLG Regional Sections (ASPAC, EURO-ASIA, FLACMA, MEWA) and to the Local Governments Associations. For Africa we would like to thank the Partenariat pour le Développement Municipal for West and Central Africa and the Municipal Development Partnership for Eastern and Southern Africa.



## **United Cities and Local Governments**

Founded in May 2004, United Cities and Local Governments (UCLG) is the united voice and world advocate of democratic local self-government. Representing over half the world's population, the members of UCLG are present in 136 UN Member States across all world regions Africa, Asia-Pacific, Europe, Eurasia, Middle East and West Asia, Latin America and North America – covered by seven UCLG sections.

Over 1000 cities are direct members of UCLG, as well as 112 national associations. UCLG's major areas of policy focus include local democracy, Millennium Development Goals achievement, local finance, urban development, environmental protection, city diplomacy for peace building.

*[www.cities-localgovernments.org](http://www.cities-localgovernments.org)*



**United Cities and Local Governments**  
**Cités et Gouvernements Locaux Unis**  
**Ciudades y Gobiernos Locales Unidos**